

**IN THE UNITED STATES DISTRICT COURT
FOR THE WESTERN DISTRICT OF NORTH CAROLINA**

COMPASS GROUP USA, INC.)

Civil Action No.: 3:22-cv-00251

)
)
)
Plaintiff,)

COMPLAINT

v.)

Jury Trial Demanded

AGRI STATS, INC.; CLEMENS FOOD)
GROUP, LLC; CLEMENS FAMILY)
CORPORATION; HORMEL FOODS)
CORPORATION; HORMEL FOODS)
LLC; JBS USA FOOD COMPANY;)
SEABOARD CORPORATION;)
SEABOARD FOODS LLC; SMITHFIELD)
FOODS, INC.; TRIUMPH FOODS, LLC;)
TYSON FOODS, INC.; TYSON)
PREPARED FOODS, INC.; and TYSON)
FRESH MEATS, INC.,)

)
)
Defendants.)

TABLE OF CONTENTS

	Page(s)
I. NATURE OF ACTION	4
II. JURISDICTION AND VENUE	6
III. PARTIES	7
A. Plaintiff.....	7
B. Defendants	8
a. Agri Stats	8
b. Clemens.....	8
c. Hormel	9
d. JBS	10
e. Seaboard.....	10
f. Smithfield.....	11
g. Triumph.....	11
h. Tyson.....	12
i. Co-Conspirators	12
IV. FACTUAL ALLEGATIONS.....	13
A. Agri Stats’ Detailed Reports Enable the Producer Defendants to Accurately Assess and Monitor their Competitors’ Production Levels	17
B. The Producer Defendants’ Control Over the Production and Supply of Pork in the United States.....	22
C. Vertically-Integrated Companies and the Control of Hog-Raising through Contract Growing.....	22
D. A Highly-Concentrated Industry.....	26
E. Barriers to Entry.....	27
F. Inelastic Demand and Standardized, Commodity Products Where Competition is Principally on Price	28

G.	Opportunities to Collude at Industry Conferences and Trade Association Meetings.....	29
V.	THE PRODUCER DEFENDANTS’ CURTAILMENT OF PORK PRODUCTION.....	35
a.	Smithfield.....	37
b.	Tyson.....	38
c.	JBS	38
d.	Hormel	38
e.	Seaboard.....	39
f.	Triumph.....	39
g.	Clemens.....	39
h.	Co-Conspirator Indiana Packers.....	40
VI.	ABNORMAL PRICING AND THE EFFECT ON PLAINTIFF IN THE FORM OF HIGHER PRICES	48
VII.	OVERCHARGES FROM THE CARTEL REFLECTED IN HIGHER PORK PRICES PLAINTIFF PAID	49
VIII.	DOJ’S CRIMINAL ANTITRUST PROSECUTION IN BROILER CHICKENS SUPPORTS AN INFERENCE OF THE EXISTENCE OF A SIMILAR CONSPIRACY IN PORK.....	50
IX.	TOLLING OF THE STATUTE OF LIMITATIONS.....	52
A.	<i>American Pipe</i> Tolling.....	52
B.	Fraudulent Concealment.....	52
X.	ANTITRUST INJURY	56
XI.	VIOLATION OF SECTION 1 OF THE SHERMAN ACT	57
XII.	REQUEST FOR RELIEF	58
XIII.	JURY TRIAL DEMANDED	59

Plaintiff Compass Group USA, Inc. by and through its undersigned counsel, files this Complaint against the Defendants identified below, for their illegal conspiracy, which increased the prices of pork sold in the United States beginning at least as early as 2008 and continuing until 2018, if not later. Plaintiff brings this action against Defendants for treble damages and for such other damages to the maximum extent allowed under the antitrust laws of the United States, and demand a trial by jury.

I. NATURE OF ACTION

1. The pork producer defendants are the leading suppliers of pork in an industry with approximately \$20 billion in annual commerce in the United States. The United States pork industry is highly concentrated, with a small number of large companies controlling the supply. Defendants and their Co-Conspirators collectively control over 80 percent of the wholesale pork market.

2. Defendants Agri Stats, Clemens, Hormel, JBS USA, Seaboard, Smithfield, Triumph, and Tyson entered, along with Co-Conspirator Indiana Packers Corporation, into a conspiracy from at least 2008 to 2018 if not later (the “Conspiracy Period”) to fix, raise, maintain, and stabilize the price of pork.¹ The defendants, other than Agri Stats, are referred to here collectively as the “Producer Defendants.”

¹ For the purposes of this Complaint, “pork” includes, but is not limited to, a variety of meat products from pigs (also referred to in the industry as porcine or swine) purchased fresh, frozen, processed, rendered or non-rendered, including but not limited to any and all processed pork products, (e.g., smoked ham, sausage, bacon, pepperoni, lunch meats), and other processed products and by-products containing pork. “Pork by-products” can include, but is not limited to, offal and individual parts or organs from pigs used in pet foods (e.g., livers, kidneys, lungs, hearts, cheeks) and/or rendered products (e.g., meat meals and bone meals). From time to time in this complaint, “pork” and “swine” are used interchangeably, particularly when referring to the pork or swine industry. *See, e.g.* DPP Class Memorandum of Points and Authorities in Support of Motion for Preliminary Approval of Class Settlement between Direct Purchaser Plaintiff and Defendant JBS at 2, n.2, *In re: Pork Antitrust Litigation*, Case No. 0:18-cv-01776 (D. Minn.).

3. One method by which Defendants implemented and executed their conspiracy was by coordinating output and limiting production with the intent and expected result of increasing pork prices in the United States.

4. In furtherance of their conspiracy, the Producer Defendants exchanged detailed, competitively sensitive, and closely guarded non-public information, such as prices, capacity, production, sales volume, and demand, including through their co-conspirator, Defendant Agri Stats.

5. During the Conspiracy Period, Defendant Agri Stats provided highly sensitive “benchmarking” reports to the Producer Defendants. Legitimate benchmarking allows competitors to compare their profits or performance against that of other companies. Yet Agri Stats’ reports are unlike those of lawful industry reports; rather, Agri Stats gathers detailed financial and production data from each of the Producer Defendants and their Co-Conspirator Indiana Packers, standardizes this information, and produces customized reports and graphs for the conspirators. The type of information available in these reports is not the type of information that competitors would provide each other in a normal, competitive market.

6. On at least a monthly basis, and often far more frequently (*e.g.*, weekly or every other week), Agri Stats provides the Producer Defendants with current and forward-looking sensitive information (such as profits, costs, prices and slaughter information), and regularly provides the keys to deciphering which data belong to which participant. The effect of this information exchange was to allow the pork producers to monitor each other’s production, and therefore control supply and price in furtherance of their anticompetitive scheme.

7. The data exchanged through Agri Stats also bears all the hallmarks of the enforcement and implementation mechanism of a price-fixing scheme. First, the data are current and forward-looking—which courts have consistently held has “the greatest potential for generating anticompetitive effects.” Second, information contained in Agri Stats reports is specific to pork

producers—including information on profits, prices, costs, and production levels—instead of being aggregated as industry averages to avoid transactional specificity and the easy identification of specific producers. Third, none of the Agri Stats information was publicly available. Agri Stats is a subscription service that required the Co-Conspirators to pay millions of dollars over the Conspiracy Period—far in excess of any other pricing and production indices. Agri Stats ensured that its detailed, sensitive business information was available only to the co-conspirators and not to any buyers in the market. Defendants utilize the information exchanges through Agri Stats in furtherance of their conspiracy to fix, raise, stabilize, and maintain artificially inflated prices for pork sold in the United States.

8. Defendants’ purposeful restriction of pork supply had the intended effect of increasing pork prices to Plaintiff. As a result of Defendants’ unlawful conduct, Plaintiff paid artificially inflated prices for pork during the Conspiracy Period. Such prices exceeded the amount Plaintiff would have paid if the price for pork had been determined by a competitive market. Thus, Plaintiff was injured in its businesses or property by Defendants’ unlawful conduct.

II. JURISDICTION AND VENUE

9. This action arises under Section 1 of the Sherman Act, 15 U.S.C. § 1, and Section 4 of the Clayton Act, 15 U.S.C. § 15(a), and seeks to recover treble damages, costs of suit, and reasonable attorneys’ fees for the injuries sustained by Plaintiff resulting from Defendants’ conspiracy to restrain trade in the pork market. The Court has subject matter jurisdiction under 28 U.S.C. §§ 1331, 1337(a), 1407, and 15 U.S.C. § 15.

10. Venue is proper in this District under 15 U.S.C. §§ 15(a); 22 and 28 U.S.C. §§ 1391(b); (c); and (d) because during the relevant period, Defendants resided, transacted business, were found, or had agents in this District, and a substantial portion of Defendants’ alleged wrongful conduct affecting interstate trade and commerce was carried out in this District.

11. Defendants are amenable to service of process under Fed. R. Civ. P. 4(k)(1)(A) and the North Carolina long-arm statute N.C.G.S.A. § 1-75.4, because each Defendant has transacted business in this state and because the North Carolina long-arm statute extends jurisdiction to the outer limits allowable under federal Due Process, and each Defendant has sufficient minimum contacts with the state of North Carolina to satisfy Due Process.

12. This Court has personal jurisdiction over each Defendant because each Defendant – throughout the U.S. and including in this District and the state of North Carolina -- has transacted business, maintained substantial contacts, or committed overt acts in furtherance of its illegal scheme and conspiracy. The alleged scheme and conspiracy have been directed at, and had the intended effect of, causing injury to persons and entities residing in, located in, or doing business throughout the U.S., including in this District and the state of North Carolina.

III. PARTIES

A. Plaintiff

13. Compass Group USA, Inc. is a Delaware corporation with its principal place of business in Charlotte, North Carolina. Compass Group USA, Inc. brings this action on behalf of itself and its subsidiaries, affiliates and divisions, including but not limited to Foodbuy, LLC (collectively, “Compass Group” or “Plaintiff”), as an assignee from Sysco Corporation, and its affiliates, subsidiaries, and predecessors (collectively referred to as “Sysco”), with respect to Sysco’s direct purchases of pork from Defendants made for Compass Group. Based on those direct purchases, Sysco has assigned its federal antitrust claims to Compass Group. From at least as early as 2008 and continuing until if not beyond 2018, Compass Group purchased pork at artificially inflated prices directly from various Defendants and their affiliates and Co-Conspirators, and it suffered injury to its business or property as a direct and proximate result of Defendants’ wrongful conduct.

B. Defendants

a. Agri Stats

14. Agri Stats, Inc. is an Indiana corporation located in Fort Wayne, Indiana and was, for a portion of the Conspiracy Period, a subsidiary of Eli Lilly & Co., a publicly-held corporation headquartered in Indianapolis. Agri Stats is now a wholly owned subsidiary of Agri Stats Omega Holding Co. LP, a limited partnership based in Indiana. Agri Stats is a co-conspirator of the Producer Defendants and has knowingly played an important and active role by participating in and facilitating the Producer Defendants' collusive scheme detailed in this Complaint. Agri Stats has a unique and deep relationship with the pork industry generally, and specifically with each of the Defendants identified below, all of which are Agri Stats' primary customers. Defendants Clemens, Hormel, JBS USA, Seaboard, Triumph, Smithfield, and Tyson, and Co-Conspirator Indiana Packers, are all Agri Stats subscribers and report a wide variety of information to Agri Stats, which, according to a 2016 Eli Lilly earnings call, is used by "over 90% of the poultry and pig market" in the United States.

15. All of Agri Stats' wrongful actions described in this Complaint are part of, and in furtherance of, the unlawful conduct alleged herein, and were authorized, ordered, or engaged in by Agri Stats' various officers, agents, employers, or other representatives while actively engaged in the management and operation of Agri Stats' business affairs within the course and scope of their duties and employment, or with Agri Stats' actual apparent or ostensible authority. Agri Stats used the instrumentalities of interstate commerce to facilitate the conspiracy, and its conduct was within the flow of, was intended to, and did have a substantial effect on the interstate commerce of the U.S., including in this District.

b. Clemens

16. Clemens Food Group, LLC is a limited-liability company headquartered in Hatfield,

Pennsylvania. During the Conspiracy Period, Clemens Food Group, LLC and/or its predecessors, wholly owned or controlled subsidiaries, or affiliates sold pork in interstate commerce, directly or through its wholly owned or controlled affiliates, to purchasers in the United States, including in this District.

17. The Clemens Family Corporation is a Pennsylvania corporation headquartered in Hatfield, Pennsylvania, and the parent company of Clemens Food Group, LLC. During the Conspiracy Period, The Clemens Family Corporation and/or its predecessors, wholly owned or controlled subsidiaries, or affiliates sold pork in interstate commerce, directly or through its wholly owned or controlled affiliates, to purchasers in the United States, including in this District.

18. The Clemens Food Group, LLC and the Clemens Family Corporation are referred to here collectively as “Clemens.” Clemens reports a wide variety of pork data to Agri Stats, including, without limitation, highly-detailed, confidential information regarding its production and sales of pork.

c. Hormel

19. Hormel Foods Corporation is a Delaware corporation headquartered in Austin, Minnesota. During the Conspiracy Period, Hormel Foods Corporation and/or its predecessors, wholly owned or controlled subsidiaries, or affiliates, including but not limited to Hormel Foods, LLC sold pork in interstate commerce, directly or through its wholly owned or controlled affiliates, to purchasers in the United States, including in this District.

20. Hormel Foods, LLC is a Minnesota corporation headquartered in Austin, Minnesota. Hormel Foods, LLC is a wholly owned subsidiary of Defendant Hormel Foods Corporation. During the Conspiracy Period, Hormel Foods Corporation and/or its predecessors, wholly owned or controlled subsidiaries, or affiliates sold pork in interstate commerce, directly or through its wholly owned or controlled affiliates, to purchasers in the United States, including in

this District.

21. Hormel Foods, LLC and Hormel Foods Corporation are referred to here collectively as “Hormel.” Hormel reports a wide variety of pork data to Agri Stats, including, without limitation, highly-detailed, confidential information regarding its production and sales of pork.

d. JBS

22. JBS USA Food Company is one of the world’s largest beef and pork processing companies and a wholly owned subsidiary of JBS USA Food Company Holdings, which holds a 78.5 percent controlling interest in Pilgrim’s Pride Corporation, one of the largest chicken-producing companies in the world which recently plead guilty to antitrust violations in the broiler chickens market. JBS USA Food Company is a Delaware corporation, headquartered in Greeley, Colorado, and reports a wide variety of pork data to Agri Stats, including, without limitation, highly-detailed, confidential information regarding its production and sales of pork. During the Conspiracy Period, JBS USA Food Company and/or its predecessors, wholly owned or controlled subsidiaries, or affiliates (hereinafter collectively referred to as “JBS USA”) sold pork in interstate commerce, directly or through its wholly owned or controlled affiliates, to purchasers in the United States, including in this District.

23. Plaintiff timely opted out and excluded itself from the DPP class settlement with JBS USA, which was preliminarily approved by the Court in *In re: Pork Antitrust Litigation*, Case No. 0:18-cv-01776 (D. Minn.).

e. Seaboard

24. Seaboard Foods LLC is a limited-liability company headquartered in Shawnee Mission, Kansas, and is a wholly owned subsidiary of Seaboard Corporation. During the Conspiracy Period, Seaboard Foods LLC and/or its predecessors, wholly owned or controlled

subsidiaries, or affiliates sold pork in interstate commerce, directly or through its wholly owned or controlled affiliates, to purchasers in the United States, including in this District.

25. Seaboard Corporation is a Delaware corporation headquartered in Merriam, Kansas, and is the parent company of Seaboard Foods LLC. During the Conspiracy Period, Seaboard Corporation and/or its predecessors, wholly owned or controlled subsidiaries, or affiliates sold pork in interstate commerce, directly or through its wholly owned or controlled affiliates, to purchasers in the United States, including in this District.

26. Seaboard Corporation and Seaboard Foods LLC are referred to here collectively as “Seaboard.” Seaboard reports a wide variety of pork data to Agri Stats, including, without limitation, highly-detailed, confidential information regarding its production and sales of pork.

f. Smithfield

27. Smithfield Foods, Inc. is incorporated in the Commonwealth of Virginia, and an indirect wholly owned subsidiary of WH Group Limited, a Chinese company. Smithfield Foods is headquartered in Smithfield, Virginia, and reports a wide variety of pork data to Agri Stats, including, without limitation, highly-detailed, confidential information regarding its production and sales of pork. During the Conspiracy Period, Smithfield Foods, Inc. and/or its predecessors, wholly owned or controlled subsidiaries, or affiliates sold pork in interstate commerce, directly or through its wholly owned or controlled affiliates, to purchasers in the United States, including in this District. Smithfield Foods has entered into an agreement to settle with the DPP class in *In re: Pork Antitrust Litigation*, Case No. 0:18-cv-01776, ECF 815, (D. Minn.).

g. Triumph

28. Triumph Foods, LLC is a limited-liability company headquartered in St. Joseph, Missouri, and reports a wide variety of pork data to Agri Stats, including, without limitation, highly-detailed, confidential information regarding its production and sales of pork. During the

Conspiracy Period, Triumph Foods, LLC and/or its predecessors, wholly owned or controlled subsidiaries, or affiliates (hereinafter collectively referred to as “Triumph”) sold pork in interstate commerce, directly or through its wholly owned or controlled affiliates, to purchasers in the United States, including in this District.

h. Tyson

29. Tyson Foods, Inc. is a publicly traded Delaware corporation headquartered in Springdale, Arkansas. During the Conspiracy Period, Tyson Foods, Inc. and/or its predecessors, wholly owned or controlled subsidiaries, or affiliates sold pork in interstate commerce, directly or through its wholly owned or controlled affiliates, to purchasers in the United States, including in this District.

30. Tyson Prepared Foods, Inc. is a Delaware corporation headquartered in Springdale, Arkansas and is a wholly-owned subsidiary of Tyson Foods, Inc. During the Conspiracy Period, Tyson Prepared Foods, Inc. sold pork in interstate commerce, directly or through its wholly-owned or controlled affiliates, to purchasers in the United States, including in this District.

31. Tyson Fresh Meats, Inc. is a Delaware corporation headquartered in Springdale, Arkansas and is a wholly-owned subsidiary of Tyson Foods, Inc. During the Conspiracy Period, Tyson Fresh Meats, Inc. sold pork in interstate commerce, directly or through its wholly-owned or controlled affiliates, to purchasers in the United States, including in this District.

32. Tyson Fresh Meats, Inc., Tyson Prepared Foods, Inc. and Tyson Foods, Inc. are referred to here collectively as “Tyson.” Tyson reports a wide variety of pork data to Agri Stats, including, without limitation, highly-detailed, confidential information regarding its production and sales of pork.

i. Co-Conspirators

33. Co-Conspirator Indiana Packers Corporation is an Indiana corporation

headquartered in Delphi, Indiana, and reports a wide variety of pork data to Agri Stats, including, without limitation, highly-detailed, confidential information regarding its production and sales of pork. During the Conspiracy Period, Indiana Packers Corporation and/or its predecessors, wholly owned or controlled subsidiaries, or affiliates (hereinafter collectively referred to as “Indiana Packers”) sold pork in interstate commerce, directly or through its wholly owned or controlled affiliates, to purchasers in the United States. Indiana Packers Corporation’s parent companies are Itoham Foods, Inc., Mitsubishi Corporation, and Mitsubishi Corporation (Americas).

34. Various other persons, firms, and corporations not named as defendants have performed acts and made statements in furtherance of the conspiracy. Defendants are jointly and severally liable for the acts of their Co-Conspirators whether or not named as defendants in this Complaint. Throughout this Complaint, Indiana Packers and the other persons, firms, and corporations not named as defendants that performed acts and made statements in furtherance of the conspiracy are collectively referred to as “Co-Conspirators.”

IV. FACTUAL ALLEGATIONS

35. Starting at least as early as 2008 and continuing until if not beyond 2018, each of Defendants and their Co-conspirators conspired to fix, raise, maintain and stabilize pork prices. To effectuate and ensure the stability of their anticompetitive agreement, each of the Producer Defendants relied on a unique industry data sharing service provided by Defendant Agri Stats, Inc. Agri Stats provided a means for each of the Producer Defendants to obtain and monitor critical and competitively sensitive business information regarding each other’s production metrics, thereby serving as a central and critical part of each of the Defendants’ price-fixing scheme, resulting in a stable and successful anticompetitive cartel.

36. The Chicago Mercantile Exchange (“CME”), the U.S. Department of Agriculture (“USDA”), and various other entities publish publically available aggregated daily, weekly,

monthly, and annual supply and pricing information concerning the U.S. pork industry, including: the CME Lean Hog Index, which reflects prices paid for hogs in the U.S.; the CME Pork Cutout Index, which reflects the prices paid for pork (a “cutout” is the approximate value of a hog calculated using the prices paid for wholesale cuts of pork); and USDA’s National Daily Hog and Pork Summary. The pricing and production information in those reports and indices is completely anonymous and aggregated (or averaged), and indeed the USDA reports clearly state that certain prices are “not reported due to confidentiality.”

37. Only Agri Stats receives from each of the Producer Defendants, and then provides to all of the Producer Defendants, detailed information to accurately determine producer-specific production, costs, and general efficiency. Agri Stats is a company that generates confidential pork industry data considerably more detailed than any similar types of available reports, and the Agri Stats reports include the following data categories:

- a) Performance Summary;
- b) Feed Mill;
- c) Ingredient Purchasing;
- d) Weaned-Pig Production;
- e) Nursery;
- f) Finishing;
- g) Wean-to-Finish;
- h) Market Haul; and
- i) Financial information, including profits and sales.

38. Much of the information shared by Agri Stats and the Producer Defendants was unnecessary to achieve any benefits for pork producers. Exchanging individual company data (particularly current data on prices and costs) is not required to achieve major efficiencies. In a

competitive market, the participants would closely protect such proprietary information from disclosure as providing it to competitors would be disadvantageous—unless, of course, there is an agreement that the competitors will use the information to the joint benefit of each other as was the situation in the pork industry.

39. Agri Stats describes itself as a “benchmarking” service that “allows organizations to develop plans on how to adopt best practice, usually with the aim of increasing some aspect of performance.” But describing Agri Stats as a “benchmarking” service does not accurately reflect its critical role in the pork industry and the fundamental importance Agri Stats has to the Producer Defendants.

40. Beginning in 2008, after two decades focusing primarily on the poultry industry, Agri Stats began selling its so-called “benchmarking” services to pork producers, including to each of the Defendants. Pork producers were told by Agri Stats’ Greg Bilbrey that “benchmarking in the swine industry could range from simple production comparisons to elaborate and sophisticated total production and financial comparisons. Each and every commercial swine operation is encouraged to participate in some benchmarking effort.”

41. Agri Stats emphasized to pork producers that sharing information through “benchmarking” could help achieve the “ultimate goal [of] increasing profitability—not always increasing the level of production.” Agri Stats told the industry that each pig producer “should be participating in some type of benchmarking. To gain maximum benefit, production, cost, and financial performance should all be part of the benchmarking program. . . . Producer groups could design and operate their own benchmarking effort,” and, most importantly, “[e]ach participant has to commit” to ensure the accuracy and reliability of the data collected and submitted to Agri Stats.

42. Agri Stats collects data from each of the Producer Defendants, audits and

verifies the data, and ultimately reports back to the Producer Defendants detailed statistics on nearly every operating metric within the industry. Agri Stats' survey methodology involves—from and to the Producer Defendants—direct electronic data submissions of financial, production, hog placement, size and weaning age, capacity, cost, and numerous other categories of information by each pork producer on a weekly and monthly basis. At each of the Producer Defendants' pork facilities, certain employees, typically in the accounting department, are responsible for regularly submitting the data to Agri Stats. Agri Stats uses a detailed audit process to verify the accuracy of data from each producer, often directly contacting the Producer Defendants to verify data before issuing reports to Agri Stats subscribers.

43. Because of the nature of the life of a hog, even current and historical information about hog production numbers effectively gives forward-looking supply information to competitors. A typical production cycle for a hog is roughly four years, which is a function of the biological cycle for hogs, which involves time needed for: (1) breeding an existing sow; (2) selecting and retaining piglets; and (3) breeding and rearing the selected piglets. All of those elements factor into the time necessary to substantially increase production, which can be as much as two years.

44. Agri Stats' critical importance for a collusive production-restriction scheme in the pork market lies not only in the fact that it supplies data necessary to coordinate production limitations and manipulate prices, but also in its market-stabilizing power. Price-fixing or output-restricting cartels, regardless of industry, are subject to inherent instability in the absence of policing mechanisms, as each individual member has the incentive to “cheat” other members of the cartel—for example, by boosting pork production to capture higher prices even as other cartelists heed their conspiratorial duty to limit production.

45. Agri Stats' detailed statistics—coupled with its regular, in-person meetings with

each Producer Defendant and routine participation in trade association events widely attended by each of the the Producer Defendants’ senior executives—serve an indispensable monitoring function, allowing each member of Defendants’ cartel to police each other’s production figures (which are trustworthy because they have been audited and verified by Agri Stats’ team) for any signs of “cheating.”

A. Agri Stats’ Detailed Reports Enable the Producer Defendants to Accurately Assess and Monitor their Competitors’ Production Levels

46. Agri Stats claims to maintain the confidentiality and anonymity of individual companies’ data by giving each company a report identifying only that company’s specific facilities by name, but not identifying by name other producers’ facilities described in the report.

47. However, contrary to these assertions, each of the Producer Defendants can (and do) readily determine “whose numbers the numbers belong to.” Agri Stats reports are so detailed that any reasonably informed producer can easily discern the identity of its competitors’ individual facilities. It is common knowledge among producers that others can do so, with some of the Producer Defendants referring to the task of determining the identity of individual competitor’s data as “reverse engineering.”

48. Indeed, each Producer Defendant knows that when it provides its internal, confidential information to Agri Stats, the other producers will be able to access that information and identify the Producer Defendant that submitted it. There is no legitimate purpose to provide this specific, competitively sensitive information to Agri Stats, nor is there any legitimate purpose for Agri Stats to disseminate the information in the detailed, readily decipherable form in which it is sent to Defendants; rather, it is provided, compiled and transmitted for anti-competitive purposes.

49. Agri Stats’ role in the pork industry extends far beyond the collection and dissemination of competitively sensitive data. It is an active and knowing participant in, and

facilitator of, Defendants' scheme. Agri Stats' employees confirm for each of the Producer Defendants the data for a particular company at regular meetings with each company, or at the numerous trade association meetings where Agri Stats executives make presentations on a regular basis.

50. Agri Stats offers a service to each of the Producer Defendants and all Co-Conspirators whereby personnel from Agri Stats regularly meet with each Producer Defendant's employees and give presentations about both company- and industry-wide data. Throughout the relevant time period, Agri Stats executives and account managers fanned out across the pork-producing regions of the country to meet with their clients and Co-Conspirators, the Producer Defendants and Co-Conspirators. Since Agri Stats travels and presents among the Producer Defendants regularly, discussing each Producer Defendant's non-public, proprietary data, Agri Stats is in a unique position to share information among the Producer Defendants at these regular meetings. And that is exactly what happened.

51. In addition to its in-person meetings with each of the Producer Defendants, Agri Stats employees, including Greg Bilbrey, regularly host, or present at, pork industry events, often citing Agri Stats data in discussing market, production, and demand trends in the pork industry. A publicly-available excerpt of a presentation from Mr. Bilbrey shows the level of detail provided to competitors regarding profits in the pork market:

Top 25% in Profit - Variances to Average Company - 2009-2007

	Mkt	Mkt	Fin	Mkt	Mkt	Nur/Fin	FIN	FIN	Wean	# Born	Pre-Wn	Pigs/
	Sales	%Culls	Cost	Wt	Age	Mort %	FC	Feed	Pig \$	Live	Mort %	MSY
							Cals	\$/ton				

2009

VAR to AVG	2.93	-0.85	-2.17	3.98	-2.46	-2.05	-35.50	-9.39	-0.16	-0.20	-1.07	0.23
avg book	41.19	3.23	50.12	263	187.82	9.99	3862	215.18	28.68	11.60	14.69	22.05
% var to Avg	92.89	126.31	104.33	98.49	101.31	120.52	100.92	104.36	100.57	101.69	107.27	98.93
variance	12			11	7		8		9	6		10
ranking		1	5			2		4			3	

35,001,089 Pigs Finished

2008

VAR to AVG	1.89	-1.08	-3.72	8.38	-6.75	-2.45	-20.56	-23.41	0.36	0.17	-2.34	1.50
avg book	47.44	3.09	55.00	261	189	11.18	3908	249.69	32.52	11.33	14.24	22.72
% var to Avg	96.01	134.94	106.76	96.79	103.57	121.92	100.53	109.38	98.88	98.46	116.46	93.42
variance	11			10	6		7		8	9		12
ranking		1	5			2		4			3	

30,785,319 Pigs finished

2007

VAR to AVG	1.04	-0.51	-1.93	5.14	-2.29	-2.30	-75.57	-0.21	-1.00	0.09	-0.69	1.16
avg book	46.69	2.36	44.75	260	187	10.98	3913	182.98	28.16	11.12	14.05	22.40
% var to Avg	97.78	121.43	104.31	98.02	101.22	120.96	101.93	100.11	103.56	99.21	104.90	94.82
variance	11			10	7		6		8	9		12
ranking		1	4			2			5		3	

22,306,500 Pigs finished

52. The purpose of these reports was not to provide better prices to customers or to lower the costs of production. Instead, the purpose was to improve the profitability of each of the Producer Defendants and their Co-Conspirators. The particular Agri Stats report referenced above shows the ranking of each company in profitability, and compares the company to its competitors by providing the variance from the average.

53. On information and belief, the Agri Stats report actually circulated to competitors in the pork market contained even further detail. The same presentation informed pork producers that one of the “Advantages for Top 25% in Profit” was the “Sales Price: \$2 - \$6/ckg.” (ckg refers to 100 kilograms.) This underlines that the purpose of these reports was not to allow customers to save money through lower prices and more efficient production—in fact, the opposite was true, the purpose was the profitability of the Producer Defendant companies and the impact was higher prices for pork customers.

54. There is no plausible, non-conspiratorial justification for the Producer Defendants

to use Agri Stats to secretly share highly confidential and proprietary information about their hog size and age, pricing, capacity, production, and costs at the level of detail at which they do. In a competitive market, such proprietary, competitively sensitive information should be a closely guarded secret. Economic theory shows how the routine exchange among competitors of such sensitive internal company information reduces competition.

55. One chicken industry expert testified in a case against Pilgrim's Pride, a subsidiary of Producer Defendant JBS USA, brought under the Packers and Stockyard Act, 7 U.S.C. §§ 181-229, that sharing information through Agri Stats by chicken producers regarding pay for contract farmers creates "a potential vehicle for collusion" and presents a "classical antitrust concern." The same expert also remarked that Agri Stats was unusual even among other price surveys, noting:

[t]he sharing of price and other market information by so-called competitors is well known as a significant antitrust issue. Grower payout and cost information shared by most producers is incredibly detailed and comprehensive. As such it could provide critical data for competition investigations and analyses of oligopoly and oligopsonistic behavior far more complex and advanced than available for any other agricultural industry. An intensive inquiry is needed.

56. When given access to Agri Stats' reports in connection with litigation where he served as an expert witness, an agricultural economist who, to that point, had only "heard rumors of a secretive poultry industry information-sharing service," said that he "was shocked at the incredible detail" of the information presented in the reports.

57. A sworn declaration from a poultry and egg industry expert in Freedom of Information Act litigation seeking disclosure of competitively sensitive FDA egg-farm reports stated, with respect to Agri Stats, that:

Individual disclosure is not required when industry participants are familiar enough with the industry to connect the information supplied with the individual companies at issue. My experience is that competitors . . . are prolific at quantifying their competitor's business information on their own. For example, industry processors share commercial data through companies such as

AGRISTATS (Fort Wayne, IN), a shared business database company . . . started for the poultry industry in 1985. AGRISTATS has the following mission statement: “IMPROVE THE BOTTOM LINE PROFITABILITY FOR OUR PARTICIPANTS BY PROVIDING ACCURATE AND TIMELY COMPARATIVE DATA WHILE PRESERVING THE CONFIDENTIALITY OF INDIVIDUAL COMPANIES.” Note the mission is to share comparative data while protecting individual companies. I can speak personally that I have seen and read these broiler industry reports, and, based on my familiarity with the industry, I can easily connect the information supplied with the individual companies whose confidentiality is supposedly preserved. Therefore, it is my opinion that virtually everyone in the industry can connect the information supplied in AGRISTATS with the individual companies who supplied the data.

58. Agri Stats has also played a similar role in the chicken industry and has been named as a defendant in dozens of civil antitrust suits alleging its active participation in a price-fixing and production-restriction conspiracy akin to that alleged in this Complaint. In denying defendants’ motions to dismiss in the *Broiler Chicken* litigation pending in the Northern District of Illinois, the district court noted that, given the nature of the Agri Stats reports in that market, the defendants are in fact sharing future anticipated production information with one another, which raises significant antitrust concerns.

59. A 2017 *Bloomberg News* article titled “Is the Chicken Industry Rigged? Inside Agri Stats, the Poultry Business’s Secretive Info-Sharing Service,” highlighted the role Agri Stats plays in Defendants’ efforts to monitor and police their chicken cartel, which is equally applicable to the pork cartel alleged in this Complaint:

Peter Carstensen, a law professor at the University of Wisconsin and former Justice Department antitrust lawyer who has studied Agri Stats while researching the modern poultry industry, casts the level of plant-by-plant detail in the company’s reports as “unusual.” He explains that information-sharing services in other industries tend to deal in averaged-out aggregated data—for example, insurance rates in a given state. Such services run afoul of antitrust law, he says, when they offer projections or provide data so detailed that no competitor would reasonably share it with another. Getting detailed information is a particularly useful form of collusion, Carstensen says, because it allows co-conspirators to make sure they’re all following through on the agreement. “This is one of the ways you do it. You make sure that your co-conspirators have the kind of information that gives them confidence—so they can trust you, that you’re not cheating on them,” he says. “That is what creates stability for a cartel.”

B. The Producer Defendants' Control over the Production and Supply of Pork in the United States

60. The structure of the modern U.S. pork industry makes it a market that is ripe for the type of collusion alleged in this Complaint.

C. Vertically-Integrated Companies and the Control of Hog-Raising through Contract Growing

61. The Conspiracy Period was further characterized by the increased control over the breeding, production, growing, and processing of pork by the Producer Defendants through vertical integration and the exclusive production contracts with hog farmers.

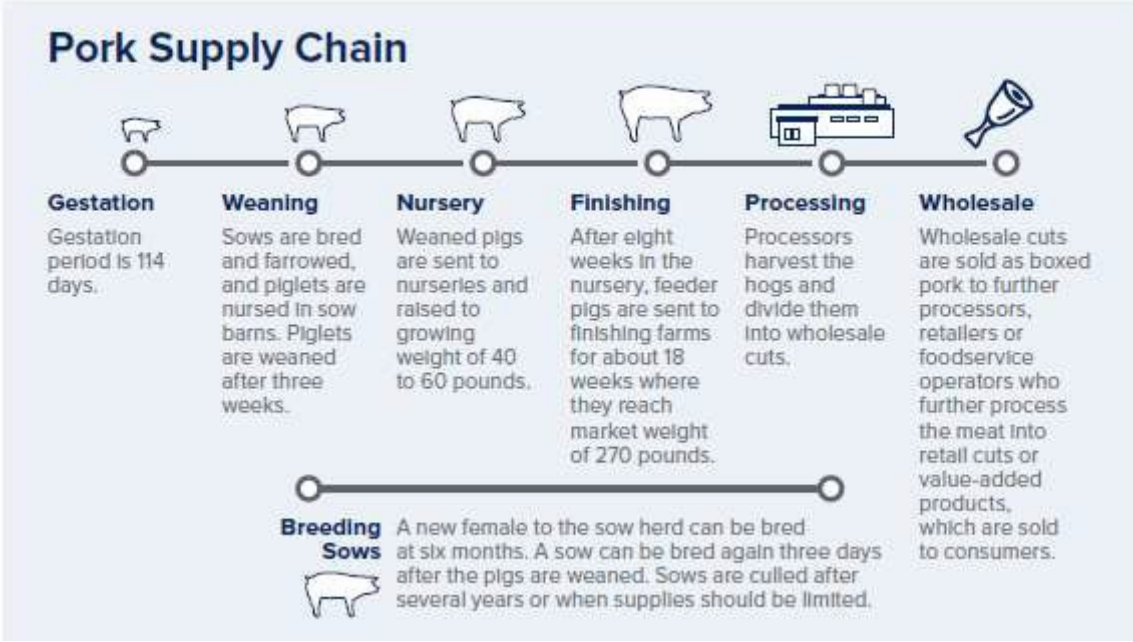
62. Vertical integration is so pervasive that the Producer Defendants are commonly called pork or swine “integrators” by the industry, government, analysts, and academics. Vertical integration allows the Producer Defendants to directly control the production and supply of pork through their wholly owned and operated farms where the hogs are raised, fed, and prepared for slaughter. Fully-integrated companies have broad control over production processes, and near-total operational discretion in deciding how much to produce and when.

63. Under pork production contracts, “a contractor or producer provides pigs or breeding stock, feed, and other services to a producer or grower who manages the hogs at his or her farm until animals are ready for market or transfer to other farms.” This arrangement essentially converts independent farmers into contract employees that perform services for the pork producer. The Producer Defendants each typically pay only fixed service fees to the farmers, who bear the investment costs of the hog-raising facilities. The Producer Defendants each typically retain ownership of the hogs and set the terms for how they are raised, allowing them to further control the supply of the pork on the market. The prevalence and use of contracts for hog production by each of the Producer Defendants increased significantly during the course of the conspiracy. By 2017 it was reported that there were only a small handful of independent producers

who sell any hogs to the open market for transparency for bid prices.

64. Pork production begins with “farrowing,” the term used to describe a female hog (called “sows”) giving birth to piglets. Sows will normally have anywhere from 11 to 13 pigs per litter. With a sow being able to “farrow” as often as every four months, a single sow can have around 36 piglets in one year. After birth piglets grown for meat consumption are moved to a nursery for about six to eight weeks or until the pig weighs upwards of 50 pounds. At the last stage of production, the pigs will spend around 16 weeks in a finishing barn, reaching a final weight of over 250 pounds. After the pigs reach their final weight, they are sent to a packing plant to be harvested. Due to the nature of the pork production cycle, the reduction of sows— *i.e.*, farrowing hogs—has a significant impact on the supply of pork.

65. The following diagram shows the path for pork raised for meat consumption from birth through sale to entities such as Plaintiff:



66. The Producer Defendants directly or indirectly control every part of the supply chain in the diagram above except for the final one (wholesale); this is known as vertical integration. Economic theory holds that vertical integration can have anticompetitive effects because there are

fewer firms competing with each other at all levels of the supply chain, which in turn can facilitate collusion on price. Vertical integration is a hallmark of the pork industry in the United States.

67. Defendant Smithfield was the largest producer and processor of pork in the United States during the Conspiracy Period. In 2014, Smithfield had approximately 500 company-owned farms and approximately 2,190 contract farms in the United States. Smithfield's 2014 annual report described its arrangement with contract farms as follows:

Under our contract farm arrangements, contract farmers provide the initial facility investment, labor and frontline management in exchange for fixed service fees to raise hogs produced from our breeding stock under agreements typically ranging between five and ten years. We retain ownership of the hogs raised by our contract farmers. In 2014, approximately 76% of Smithfield's hogs produced in the U.S. were finished on contract farms.

68. In 2009, Defendant Seaboard raised approximately 75% of the hogs processed at its Guymon, Oklahoma plant with the remaining hog requirements purchased primarily under contracts from independent producers. Seaboard's 2017 SEC 10-K report states that it raises "over five million hogs annually primarily at facilities owned by Seaboard or at facilities owned and operated by third parties with whom Seaboard has grower contracts."

69. Defendant Clemens Food Group emphasizes its vertical coordination on its website, stating that the "vertically-coordinated company directly oversees the entire production chain, from the farm all the way to our retail and foodservice customers." A key part of Clemens' vertical coordination efforts includes utilizing a hog procurement and production subsidiary, Country View Family Farms, which manages a network of 250 farms raising hogs under contract throughout Indiana, New York, Ohio, and Pennsylvania.

70. Defendant Triumph was created with vertical integration in mind as it is owned by five of the largest pork producers in the U.S.—Christiansen Farms, The Hanor Company, New Fashion Pork, TriOak Foods, and Eichelberger Farms—as well as Allied Producer's Cooperative, a group of producers in Iowa, Nebraska, Kansas, and Minnesota. The relationship with these owner

producers allows Triumph to control the pork production process from start to finish.

71. As Defendant Tyson stated in its 2009 10-K Report, “The majority of our live hog supply is obtained through various procurement relationships with independent producers.” Additionally, Tyson raises a number of weanling swine to sell to independent finishers and supply a minimal amount of live swine for its processing needs.

72. Defendant Hormel is a vertically integrated company with control over live hog operations as well as pork processing and production facilities. As Hormel stated in its 2009 annual report that, “[t]he live hog industry has evolved to very large, vertically integrated, year-round confinement operations operating under long-term supply agreements.” Accordingly, Hormel “uses long-term supply contracts to ensure a stable supply of raw materials while minimizing extreme fluctuations in costs over the long term” accounting for 93% of the hogs purchased by Hormel in 2009.

73. A primary consideration in Defendant JBS’ 2015 purchase of Cargill’s pork business was that it gave JBS more control over the production of hogs, by acquiring four hog farms and two packing plants operated by Cargill.

74. Co-Conspirator Indiana Packers’ website notes that it is “a fully integrated pork company operating entirely within the heart of the Midwest,” and heralds the company’s “pork-exclusive expertise and vertically integrated operation.”

75. Each of the Defendants further controls the manner in which pork is processed and has the ability to restrict and reduce supply through a number of means including capacity reductions, controlling slaughter rates, and exports. Defendants including Smithfield, Clemens, Tyson, Hormel, Seaboard, Triumph, and JBS USA, and Co-Conspirator Indiana Packers, sell packaged pork under various brand or trade names.

D. A Highly-Concentrated Industry

76. The USDA has stated that high levels of market concentration allow the largest participants to extract more of the economic value from food transactions, but “consumers typically bear the burden, paying higher prices for goods of lower quality.”

77. The hog integration sector is horizontally concentrated (only a few companies buy, slaughter, and process the majority of hogs) and vertically integrated (pork packers have tight contractual relationships with hog producers throughout all stages of production). Meatpacking concentration levels are among the highest of any industry in the United States, and well above levels generally considered to elicit non-competitive behavior and result in adverse economic performance.

78. Prior to and in the beginning of the Conspiracy Period, the pork industry underwent a period of unprecedented concentration, resulting in a small number of pork producers controlling a large amount of market share. Between 1988 and 2015, the top four pork producers (Smithfield, Tyson, JBS USA, and Hormel) increased their market share from 34 percent in 1988 to just under 70 percent by 2015.

79. In July 2015, JBS USA announced it would acquire Cargill’s pork business for \$1.45 billion. The acquisition joined the third and fourth largest pork packing companies to surpass Tyson and became the second largest hog processor in the United States, behind only Smithfield. As noted above, the acquisition allowed JBS USA to exercise greater control over the production of pork, by acquiring four hog farms and two packing plants operated by Cargill.

80. The acquisition was completed in October 2015 and resulted in further consolidation in the industry. JBS USA’s resulting pork business had *pro forma* net revenue of approximately \$6.3 billion, and a processing capacity of about 90,000 hogs per day and two million pounds of bacon per week. After the acquisition closed, the new JBS-Cargill entity was twice as large as the next largest pork producer (Hormel) and four times larger than the fifth and sixth largest firms (Triumph and

Seaboard, each with roughly five percent of the national slaughter capacity).

81. By 2016, the top six pork processors comprised 82% of the total market: Smithfield (26% market share); JBS USA (20%); Tyson (18%); Hormel (8%); and Triumph and Seaboard (5% each). On their own, it would be difficult for any of these supposed competitors to exercise market power. But, acting as a whole to manipulate the price of pork products, the combined market share of the six largest Defendants is, using the Herfindahl-Hirschman Index (the “HHI,” the U.S. Department of Justice’s measure of market concentration), well above the threshold for a “highly-concentrated” market.

82. This high level of concentration in the pork industry provided an environment, together with Agri Stats’ help, that was optimal for collusion. WH Group Limited (whose website states that it “is the largest pork company in the world”), the parent company of Smithfield, characterized the U.S. pork integration industry as “relatively mature and concentrated.” Both of these factors – maturity and concentration – make an industry more susceptible to collusion.

83. Because the industry was highly concentrated and dominated by a handful of producers, it was feasible to manipulate price through an agreement among the relatively few dominant players, whose market power greatly simplified the organizational complexity of the price-fixing agreement. Further, because the largest producers were incapable of independently controlling prices solely on their own, such an agreement was necessary to inflate prices.

E. Barriers to Entry

84. Large barriers to entry kept potential competitors out of the pork integration industry. New entry into pork processing is costly and time consuming. Construction of a large-scale slaughter facility would cost hundreds of millions of dollars and the additional planning, design, and permitting costs are substantial. In 2012, it cost Cargill, whose pork business was later acquired by Defendant JBS USA, \$25 million just to expand an existing facility. Building a facility from scratch would cost

considerably more, totaling hundreds of millions of dollars.

85. The prevalence of contracts in the market for hogs also serves as a barrier to entry. Most of the hogs produced in the U.S. are sold under a multi-year contract, typically to one of the Defendants. And in other situations, the processor owns the hog from farrow to finish. Even if a market entrant were able to outlay capital for the production of a new processing facility, it would have trouble finding enough hogs to operate that facility profitably.

F. Inelastic Demand and Standardized, Commodity Products Where Competition is Principally on Price.

86. Inelastic demand means that it is profitable for members of a cartel to raise the price of a good above competitive levels. In simple terms, demand is inelastic when the loss in volume arising from a price increase is small relative to the magnitude of the increase in price. In other words, demand elasticities measure the sensitivity of the quantity of a product purchased in response to changes in the price of a product and its closest substitutes. Markets with a highly inelastic demand can help facilitate collusion as manufacturers have the ability to raise prices without a significant impact on quantity demanded. Research shows that the demand for pork is inelastic, and that there is limited substitution between pork and other meat products.²

87. Collusion becomes easier for manufacturers of a homogenous product when prices are the only way in which products can be differentiated from one another. Pork loins, bacon, ribs, and other pork products are produced on an industrial scale. For example, pork loin from Tyson and Smithfield is virtually indistinguishable, with similar nutritional values, branding and packaging. These products are highly substitutable, making it easier for competing firms to reach an agreement on a common pricing structure.

² Ronald L. Meekhof, Pork Slaughter and Processing Sector Facility-Level Model, June 2007 (showing that a one-percent increase in the price of pork resulted in a 0.636 decrease in pork demand).

G. Opportunities to Collude at Industry Conferences and Trade Association Meetings.

88. All Defendants are members of several industry trade associations and other forums, which they used to facilitate their conspiratorial conduct. Pork producers have many annual and other events through which they can communicate with one another in person, and Defendants' CEOs and top-level executives regularly attend these events.

89. For example, a 15-member National Pork Board ("Pork Board," initially established by federal law) has included several senior executives of the Producer Defendants. Pork Board meetings have occurred in conjunction with a number of the important annual trade association meetings described below, including the National Pork Producers Council Pork Industry Forum, the National Pork Industry Conference, and the World Pork Expo. Executives from several of the Producer Defendants are known to have served as members of the Pork Board. For example, at least three executives associated with Smithfield Foods (Conley Nelson, Chris Hodges, and Michael Skahill) have served on the National Pork Board or its staff. Skahill recently served as a Pork Board Vice President and its Treasurer.

90. According to its website, "[t]he National Pork Producers Council (the "Pork Council"), which consists of 42 affiliated state associations, is the global voice for the U.S. pork industry, enhancing opportunities for the success of pork producers and other industry stakeholders by establishing the pork industry as a consistent and responsible supplier of high-quality pork to domestic and world markets." Executives from the Producer Defendants have served on the Pork Council Board of Directors during the Conspiracy Period, including: Cory Bollum of Hormel Foods, Don Butler and Chris Hodges of Smithfield Foods, and Todd Neff of Tyson Fresh Meats.

91. The Pork Council conducts its annual business meeting and election of officers and directors during its "National Pork Industry Forum" typically held in early March each year. The Pork Council advertises the National Pork Industry Forum as an opportunity for networking, as well as

attending educational sessions. The event includes a candidate meet and greet, state caucuses, meals and receptions, and delegate sessions.

92. In addition to its annual National Pork Industry Forum, the Pork Council sponsors many other programs that have provided ample opportunities for defendants to meet with each other in person, including:

- The annual “World Pork Expo” at the Iowa State Fairgrounds advertised as the “world’s largest pork-specific trade show.” It includes exhibits, seminars (including market outlook presentations), a golf tournament, and pre-show tours of industry-related organizations (including tours of producer farms). The National Pork Board has conducted its annual meeting to elect new officers during the World Pork Expo.
- Legislative Action conferences each spring and fall in Washington DC.
- A public policy Leadership Institute, which brings small groups of pork industry representatives together for a “comprehensive” training program “designed to develop future leaders for the pork industry.”

93. The National Pork Industry Conference (“Pork Industry Conference”) has taken place in Wisconsin each July since 2010 (and in the Ozarks before that). Descriptions on the conference website have said that the Pork Industry Conference “is the largest annual conference in the US that is held for the swine industry,” and has had 750 to “over 900” attendees each year, representing “the Top 150 pork production systems in North America.” After the 2009 conference, Mark Greenwood, a Senior VP at lender AgStar, wrote in “Hog Farmer” that the swine industry must reduce sow numbers by at least 300,000 to 500,000 and urged “the larger production systems” to “follow Smithfield’s and Tysons’ lead on reducing sow numbers.” In July 2010, an industry website noted that pork producers had responded to lower prices in 2009 “by reducing the size of the national herd” and “[a]s a result, prices have rebounded.” The website for the 2016 Pork Industry Conference’s conference, emphasized networking opportunities and promoted the “Focusing on Markets” session “led by industry economic experts.” Seaboard Foods and Smithfield Foods are among the Producer Defendants whose executives have been session presenters at the Pork Industry Conference.

94. Upon information and belief, CEOs and top-level executives from the Producer Defendants attending the Pork Industry Conference and the Pork Council events discuss topics with one another relating to pricing, production, and other non-public, proprietary information in a number of informal settings. These regular, informal, and in-person opportunities to discuss pricing and production in the pork industry give CEOs and top-level executives comfort that their competitors remain committed to a plan to artificially restrict pork production. For example, at the 2009 Pork Expo in early June 2009, the Producer Defendants met and discussed cutting (*i.e.*, “liquidating”) production, which Smithfield CEO Larry Pope later described “was the key subject of the discussion of every producer,” and as “something [that] has got to happen. And so that’s [] very positive.”

95. In addition to the large pork industry associations, there are smaller pork clubs that permit members to meet regularly and privately discuss competitive issues. For example, the 21st Century Pork Club, founded in 1997 by former Pork Council executive Larry Graham, meets twice a year. A March 2011 AgriMarketing article about the club states that it consisted of “60 industry stake holders” and that since its inception, the club’s two rules have been “nothing that was said in the meeting was to be repeated outside the group, with a name attached” and members will be dismissed from the group if they miss two meetings in a row without a valid reason.

96. All Defendants were able to meet with each other not only at pork-specific events, but also at the many meetings, conferences, conventions, and expositions sponsored by the North American Meat Institute (“NAMI”), its predecessor, the American Meat Institute (“AMI”), and other organizations.

97. Until its 2015 merger into NAMI, AMI described itself as “the nation’s oldest and largest meat and poultry trade association.” AMI’s website routinely boasted that AMI’s Packer and Processor Members “cover 95 percent of the nation’s beef, pork, lamb and veal products and 70 percent of the nation’s turkey products” and touted the “excellent networking and information-

sharing opportunities for members of the industry” provided by AMI’s “many meetings and educational seminars.”

98. NAMI was formed in 2015 by merging the AMI and the North American Meat Association. The NAMI website contains similar information, stating that NAMI is “a national trade association that represents companies that process 95 percent of red meat and 70 percent of turkey products in the US and their suppliers throughout America,” and its “many meetings and educational seminars . . . provide excellent networking and information-sharing opportunities for members of the industry.”

99. All of the Producer Defendants (or their closely-affiliated companies) have been members of AMI and then NAMI throughout the Conspiracy Period. Executives from the pork producer Defendants have served on the AMI and NAMI Board of Directors during the Conspiracy Period, including:

- a. Mark Campbell and Rick Hoffman of Triumph Foods;
- b. Doug Clemens and Phil Clemens of Clemens Family Corporation;
- c. Tom Hayes, Jim Lochner, Mike Larson, and Sara Lilygren of Tyson Foods, Inc;
- d. Michael Skahill, Keira Lombardo, Robert “Bo” Manly, and Larry Pope of Smithfield Foods, Inc.;
- e. Gary Louis, Rod Brenneman and Terry Holton of Seaboard Foods;
- f. Andre Nogueira, Wesley Batista, Martin Dooley, Rich Vesta, and Bill Rupp of JBS USA;
- g. Jim Snee, Stephen Binder and Jeffrey Ettinger of Hormel Foods Corporation; and
- h. Gary Jacobson and Russ Yearwood of Co-Conspirator Indiana Packers Corporation.

100. Almost all of these executives also serve or have served on the 25-person AMI and/or NAMI Executive Committees, and several have been among the five officers of AMI or NAMI,

including Sara Lilygren, of Tyson Foods, Jeffrey Ettinger of Hormel Foods Corporation, and Rod Brenneman of Seaboard Foods.

101. Throughout the Conspiracy Period, AMI (through 2014) or its offshoot the American Meat Institute Foundation (since 2015) has sponsored the industry's "Annual Meat Conference." The conference website describes the conference as "a complete education and networking experience." Many of the Defendants' high-level executives attend the conference. For example, registered attendees in 2012 included Steven Binder, then the Executive VP President Hormel Business Units of Hormel Foods Corporation, as well as eight other Hormel executives; eight executives from JBS USA; Donnie Smith, then CEO of Tyson Foods, along with twelve other Tyson executives; Chris Hodges, then Senior Vice President, Smithfield Foods and ten additional Smithfield Foods executives; and Blair Snyder and Brian Snyder, Chairman of the Board and President, respectively, of Agri Stats.

102. Throughout the Conspiracy Period, the Annual Meat Conference has included a plenary session focused on how economic issues affect the meat industry, usually entitled "The Economy and Its Impact on Your Business" or "Market Outlook for Meat and Poultry." All (or almost all) of these sessions included a presentation on the pork industry by Steve Meyer, Ph.D., President of Paragon Economics until 2015 and then Vice President of Pork Analysis at Express Markets, Inc. (an affiliate of Agri Stats) through 2017. The description for the 2015 presentation stated that it would address "how you may need to adapt your business because of consumer spending trends, unemployment rates and industry capacity."

103. The descriptions of the 2016, 2017, and 2018 sessions were virtually identical to each other: "The economic impact of changing meat, poultry, and livestock supply and demand conditions provide challenges for producers and retailers alike. This session will take an in-depth look at the beef, pork, and poultry markets and explore how factors including weather, animal health, and

changing export markets continue to impact domestic availability and prices. Understanding changes in consumer spending and worldwide economic trends, combined with the knowledge of what to expect in livestock markets, will help you prepare for the coming years.” The 2016 through 2018 plenary sessions were followed by a “Market Outlook Extended Q&A” for small group discussion.

104. Until 2016, first AMI and then NAMI held an Annual Meeting and Outlook Conference each fall. The NAMI website described the 2015 annual meeting as “a great networking and educational opportunity for the entire industry” with presentations on “key industry topics . . . as well as outlook sessions for 2016 and the member to member education provided by Issues Answers Action.” Scheduled presenters at the Annual Meeting and Outlook Conference have included Cameron Bruett of JBS in 2015, and Phil Clemens of The Clemens Family Corporation in 2016.

105. For years, NAMI also sponsored an annual “Meat Industry Management Conference.” NAMI promoted the 2015 meeting as focusing on a variety of topics, including “economics, and general business topics” and an “always popular Answers Actions session” that “provides structured member interaction on a variety of issues and topics.” The NAMI board met during the 2015 Management Conference.

106. In April 2017, NAMI replaced the Annual Meeting and Outlook Conference and the Meat Industry Management Conference with an annual “Meat Industry Summit.” In addition to education sessions, the summit has included, “networking opportunities and social events,” including a golf tournament, receptions, and an Issues, Answers, Actions Breakfast, as well as the annual Board of Directors meeting and what one publication described as “closed door committee meetings to discuss policies and association business.”

107. AMI sponsored the “International Meat, Poultry & Seafood Convention and Exposition” in 2009, 2011, and 2012. In at least 2009 and 2011, AMI conducted its business meeting during the Expo, electing members of its board of directors.

108. In January 2013, AMI's International Meat, Poultry & Seafood Convention and Exposition was integrated into the "International Production and Processing Expo" ("IPPE"), co-produced by AMI and poultry and feed trade associations. Promotional materials for the 2014 IPPE indicated that attendees included Producer Defendants Clemens Food Group, Hormel Foods, JBS, Seaboard, Smithfield Foods, Triumph Foods, and Tyson. After AMI's 2015 merger into NAMI, NAMI became (and still is) a presenting sponsor, along with the poultry and feed trade associations.

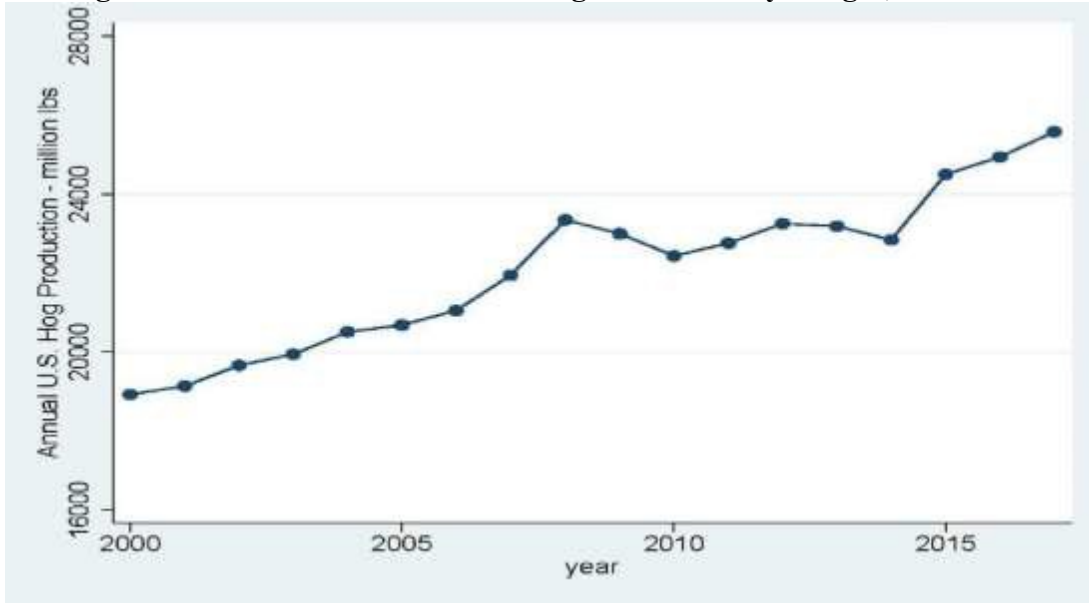
V. THE PRODUCER DEFENDANTS' CURTAILMENT OF PORK PRODUCTION

109. In the years leading up to the conspiracy period the steady expansion of pork production was virtually a given. As one industry commentator reported in 2007, "Some things you can just take to the bank. Sow herd expansion among the *Pork Powerhouses* would fall into that category – even in the face of the biggest run-up in feed prices in history."

110. This historical trend changed markedly during the Conspiracy Period. As demonstrated in Figure 1 below, at several points during the Conspiracy Period, the pork producers changed their behavior and acted in a concerted way to decrease supply. In 2009, 2010, and again in 2013, the pork industry cut production.³ These production decreases marked a drastic change from the period prior to the conspiracy from 2000 through 2009, in which pork supply was stable and steadily increasing on a yearly basis.

³ See U.S. I.T.C. Office of Industries, "Pork and Swine industry and Trade Summary" at 2 (Pub. ITS-11 Oct. 2014) (noting that slaughter capacity utilization generally declined between 2008 and 2013); *id.* at 19 (stating that the number of animals kept for breeding by U.S. swine producers declined between 2008-2010, and that in 2012 the number of animals kept for breeding remained 5 percent below the level observed in 2008).

Figure 1: U.S. Annual Commercial Hog Production by Weight, 2000-2017

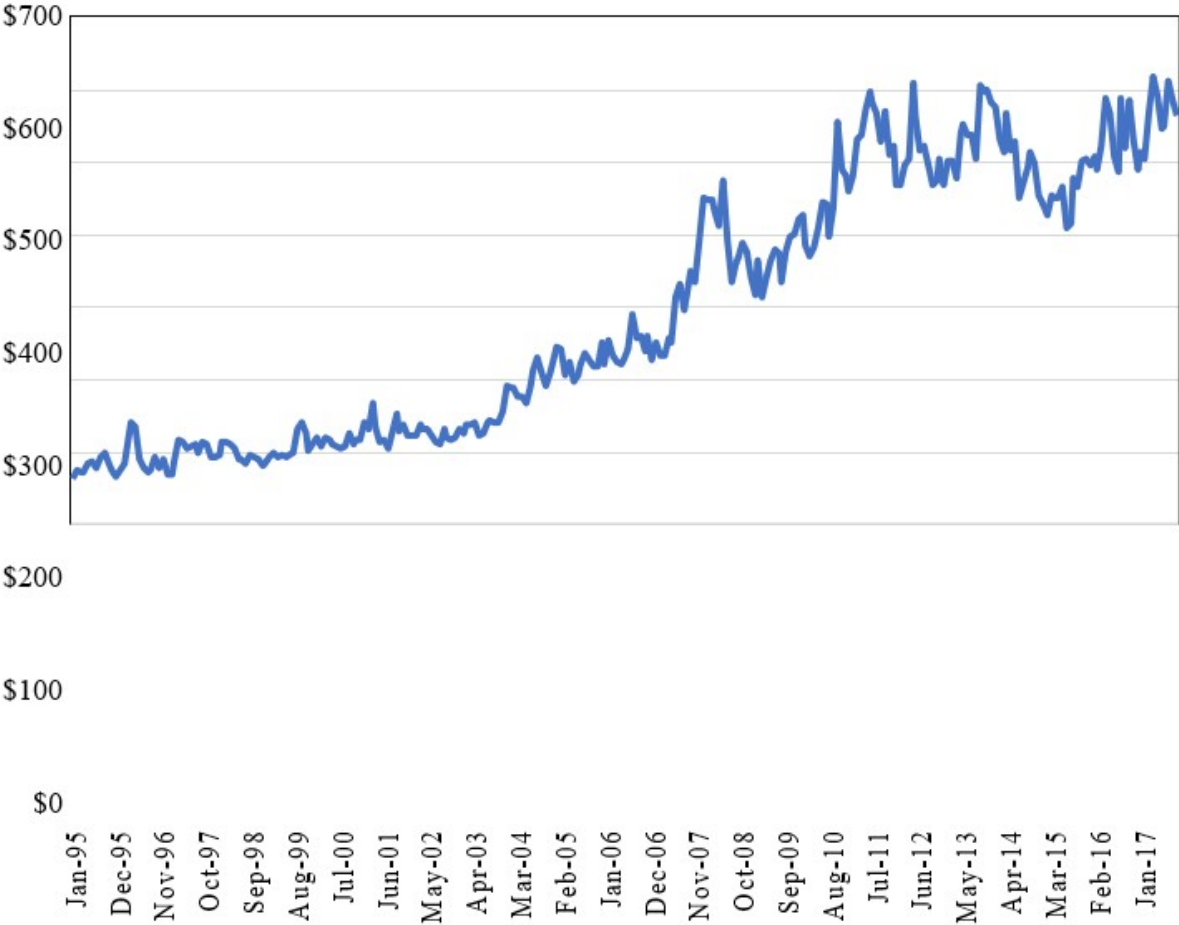


111. These supply cuts were coordinated, historic, and unprecedented. For example, in September 2009, industry publication *Pork Powerhouses* published an article entitled “Big Boys Cut Back” and reported that “[f]or the first time since the annual *Pork Powerhouses* ranking was launched in 1994, the nation’s largest 25 producers have cut sow numbers. These companies report 200,000 fewer sows than one year ago, a drop of 6.4%.

112. At the same time, each of the Producer Defendants were further reducing domestic supply by devoting more and more production exports to overseas markets. The U.S. has been a net exporter of pork products for a long time, but those exports have comprised a much larger share of total production in the past ten years. As shown in Figure 2 below, less than ten percent of U.S. pork production was exported in 2000. By 2011, more than twenty percent was being exported. Sending production overseas is another way in which each of the Producer Defendants were able to reduce the supply available to U.S. markets, thereby driving up prices. Notably, a 2017 analysis found that for every \$1 million of pork exported out of the U.S., the live value in U.S. hogs climbs by 20 cents per cwt. In other words, selling pork on the global market added \$50.20 to the market price of hogs. The significant expansion in exports meant that increases in hog production by each of the Producer

Defendants did not result in an increase in the supply of pork products in the United States market:

Figure 2: U.S. Pork Exports, Millions of USD



113. As part of their acts and conduct in furtherance of the conspiracy, each of the Producer Defendants participated in these supply restraints, and concealed their concerted, unlawful conduct.

a. Smithfield

114. In 2008 Smithfield stopped instituting traditional production increases and instead reduced its number of sows, reporting that, “We are focused on reducing the number of pigs that come off sow farms, and making sure the ones that come off are worthy of the investment in feed.” In 2009, Smithfield confirmed publicly that it had already reduced the size of its U.S. herd by two million market hogs annually, and it was initiating a further reduction of 3% of its U.S. sow herd, effective

immediately. Smithfield made additional production cuts in 2010, reporting a cut in its domestic sow herd by 5% (about 45,000 sows). In 2011, despite increasing margins, Smithfield continued to downsize its sow herd, and vowed publicly that it did not intend to increase capacity.

115. Smithfield also focused an increasing portion of its production on exports, with its sister company in China, Shuanghui Development, opening a plant in China in 2015 to turn pork sourced from Smithfield in the U.S. into packaged meat with the Smithfield label.

b. Tyson

116. Between 2008 and 2009 Tyson reduced its sows by over 25%, marking a significant reduction. In 2010 Tyson reported a further 3.3% decrease in its pork sales volume coupled with increased export sales, which also accounted for a decrease in its capacity utilization rate. In 2013 Tyson reported a 3.6% decrease in sales volume and decrease its capacity utilization in an effort to “balance[] our supply with customer demand.”

c. JBS

117. In 2011 JBS USA reported that in the prior two years its pork export volume had grown from 15% to 20% of total production at JBS USA. Also, after acquiring Cargill’s hog production facilities, JBS USA reduced the number of sows it produced in 2016 despite increased consumer demand. This production restriction had the intended effect: according to JBS’s 2016 annual report, “pork prices were 18% higher year on year at the end of 2016, on the back of increased demand and output restrictions.”

d. Hormel

118. Hormel’s production statistics show that it cut its number of sows in 2008 and maintained such reduced production throughout the Conspiracy Period. Hormel further reported tonnage reductions for its pork operations in its 2009 Annual Report. This is consistent with Hormel CEO’s statement in January 2009 that Hormel would “certainly look for opportunities particularly in

January where we could reduce the numbers [of hogs] that we had going through.” Hormel also reported lower sales of pork products in 2013. In June 2014, it was reported that Hormel reduced its capacity at its Los Angeles plant by 500 head per day.

e. Seaboard

119. Throughout the Conspiracy Period, including in 2010 and 2011, Seaboard placed an increasing emphasis on exports and increased its volume of export sales. Seaboard dedicated several employees to international sales and exports. Seaboard also reduced supply in 2013 and, once again, these reductions had their intended effect—higher pork prices. Despite having an almost identical capacity as in 2012, it reported in 2013 that it had “lower sales volume of pork products in the domestic market” which resulted in “higher prices for pork products sold in the domestic market.” Moreover, in 2017 Seaboard announced that it would delay establishing a second shift at the Seaboard Triumph Foods processing facility.

f. Triumph

120. In September 2008, Christensen Farms, a member of Triumph Foods, reported that it had cut back 11,000 sows. In 2009 Triumph reported substantial cutbacks of approximately 24,500 sows, representing over 6% of its sow herd, contributing to historic production restraints in the pork industry. Additionally, Triumph focused its production on exports, and stated on its website that it is one of the top exporters of pork products worldwide. These exports constituted a significant portion of its production throughout the Conspiracy Period, and reduced or otherwise limited Triumph’s sales in the United States.

g. Clemens

121. In 2011 Clemens reported production of 1,000 fewer sows through its subsidiary Hatfield Quality Meats. Furthermore, in 2014 Defendant Clemens had a competitive advantage over many pork producers, in that comparatively few of its pigs were affected by the virus causing porcine

epidemic diarrhea (known as “PED,” which for several months disrupted the ability of many of Clemens’ competitors to readily supply pork to the market). But contrary to what one would expect to see in a competitive market, Clemens did not utilize its advantage during the PED epidemic, and refused to increase its market share when it clearly had substantial market incentives to do so.

h. Co-Conspirator Indiana Packers

122. Co-Conspirator Indiana Packers is a private company with limited information available to the public regarding its production statistics. Nevertheless, in 2012 Indiana Packers indicated that it expected to reduce the number of hogs or pounds of pork processed at its facilities ostensibly because of high corn prices.

123. As set forth above, each of these supply reductions during the Conspiracy Period were a departure from the Producer Defendants’ market behavior prior to the conspiracy period. These supply restrictions involved a significant share of the Producer Defendants’ annual production and are in contravention of the Producer Defendants’ individual economic self-interest. These unprecedented supply restriction strategies were a part of a coordinated antitrust conspiracy by competitors to reduce and restrict supply in order to artificially, fix, raise, and stabilize the price of pork. While the Producer Defendants went to great lengths to maintain the secrecy of their unlawful anticompetitive agreements, they disclosed certain of their supply restriction efforts in public earnings calls and other sources. As with their use of Agri Stats, each of the Producer Defendants exploited these public statements in order to communicate their planned supply restrictions to their competitors in furtherance of the conspiracy, and couched the public disclosures in pretext so as to conceal what was really occurring.

124. Defendants’ conspiracy to restrict pork supply began in the last part of 2008. That same month, Joe Szaloky, director of financial planning and analysis at Smithfield Foods’ production arm, said “[w]e are focused on reducing the number of pigs that come off sow farms, and making

sure the ones that come off are worthy of the investment in feed.”

125. In October of 2008, Hormel CEO Jeffrey Ettinger confirmed during an earnings call that he expected to see a 3% reduction in industry-wide pork supply in 2009.

126. During Hormel’s first quarter earnings call in January 2009, Mr. Ettinger once again communicated that he expected industry-wide supply to decrease in 2009. Hormel CFO Jody Feragen confirmed that Hormel would “certainly look for opportunities particularly in January where we could reduce the numbers that we had going through.”

127. Throughout 2009, pork industry participants noted the need to follow the supply restrictions imposed in the broiler industry. For instance, in February 2009, AgStar VP Mark Greenwood called on U.S. pork producers to follow the lead of the broiler and dairy industries by reducing production, noting that the U.S. pork industry needed to reduce the sow herd by 5-10%, which at the low end would mean reducing the nation’s sow herd by 300,000.

128. In May 2009, Larry Pope, the CEO and President of Smithfield, stated during an investor conference attended by other pork industry executives:

In terms of chronology of how I say we proactively managed this business, in February of last year--February of ‘08, not February of ‘09—we made the decision with the over-supply of livestock to take the leadership position and start reducing our sow herds because we saw the overproduction and the oversupplies of the hogs into the market, which was driving our hog market down. We started a reduction of 50,000 sows and 1 million of our 18 million pigs, we started taking out of the system.

129. In May 2009, Hormel executives confirmed in an earnings call that “[w]e see a contraction in the overall supply of hogs for the year but not as much as we’d originally anticipated. And I would expect that prices will be somewhat less than last year, but higher than what we’ve seen in the first half of the year.”

130. In June 2009, the CEO of Smithfield stated on an earnings call that the current cuts were not enough and more were needed to “fix” the hog industry and that “[s]omebody else has

got to do something.”

One of the things that we’re doing is managing what you can do and the 3% relates to one of our operations and it’s our—I’ll tell you, it’s our Texas operation that sells pigs to seaboard. Seaboard knows that. . . . That 3%, let me say that, our 3% will not fix the hog industry. That part I’m confident of. Somebody else has got to do something. We cut 13%. The first 10% didn’t fix it. I don’t think us going from 10 to 13 is going to fix the hog business.

131. During the same call in June 2009, the Smithfield CEO, when asked to describe his expectations as to whether the rest of the industry would “liquidate” (*i.e.*, cut production), he described how at the 2009 Pork Expo in early June 2009, cutting supply was the “key subject of the discussion of every producer,” adding that such supply reduction is “something [that] has got to happen. And so that’s very positive.”

132. A month later, Smithfield’s CEO Larry Pope went on to note in the company’s annual report that: “I strongly believe that the hog production industry has reached an inflection point where, due to deep and extended losses, liquidation is now a recognized reality by all in the industry. To date, Smithfield has already reduced the size of its U.S. herd by two million market hogs annually, and we are initiating a further reduction of 3% of our U.S. sow herd, effective immediately. This reduction, combined with the additional cuts by our fellow producers should shrink supply to a point where the industry can return to profitability. This liquidation is long overdue.”

133. In August of 2009, Tyson Foods, Inc. Chief Operating Officer, James Lochner, confirmed on an earnings call that:

Hog supplies will be down in Q4 year over year but still adequate. We do expect to see liquidation accelerate and pork production decrease into 2010 and beyond to improve producer profitability. We will continue to watch forward hog supplies to drive more exports, monitor demand, focus on cost, mix, and pricing to generate revenue.

134. Mr. Lochner continued, stating that, “Looking forward in the pork segment we will

see a gradual decline in hog supplies to the first half of our fiscal year with additional year over year declines into Q3 and Q4,” a statement echoed in the company’s 2009 10K, which again noted that “We expect to see a gradual decline in hog supplies through the first half of fiscal 2010, which will accelerate into the second half of fiscal 2010, resulting in industry slaughter slightly higher than 2007 (or roughly 4% less than fiscal 2009).”

135. On an August 2009 earnings call, Wesley Mendonça Batista, CEO of JBS USA, communicated the start of JBS USA’s participation in hog liquidation efforts. Mr. Batista stated, “we are seeing the start, we are seeing some increase in—not increase, we are seeing some more [hog] liquidation. So we think we will continue to see the margin in the processing side strong this whole year. But in the pork producers, it will be a real challenge for them, producers for, in the next quarters.”

136. Similarly, on a September 2009 earnings call, Smithfield’s CEO Larry Pope stated that he had conversations with “sizable large producers” and that they would be doing some liquidation:

We can’t solve the problem. But the answer to that is yes, I have had conversations with several sizable, more than sizable large producers, in fact very large producers, and I would tell you they are doing some liquidation. But again, I don’t think they can solve it. I think this industry has got to solve it collectively. I do believe everyone is now looking, and when I’m talking to people who are financially extremely strong and they are cutting back, that’s got to be a statement about those people who are not financially strong. But the answer is, yes, there are others cutting back. We’re not the only one.

137. On a December 2009 earnings call, Mr. Pope further confirmed that Smithfield had done its “fair share” to cut supply and communicated that others needed to continue cutting supply to “put this industry back in balance:”

We continue to take a leadership role there and we have continued to take sow reductions and liquidation in our own herds and all of that has essentially been completed from Smithfield’s side, so I

think we've certainly done more than our fair share in terms of what this industry needs I can tell you that I know in the east, its [sic] been pretty public about some of the producers on the east coast that have been cutting back besides ourselves. We are getting a little more information in the Midwest and I am saying that I have not seen the significant Midwest reduction that would probably be needed to put this industry back in balance.

138. In a January 2010 article, an industry insider noted that the pork industry still needed a 12% reduction in order to restore the pork industry to profitability, even though sow numbers had already dropped by over 5% in 2009. Into 2010, each of the Producer Defendants continued their collusive efforts to do just that. For example, in March 2010, when asked on an earnings call about fourth quarter and 2011 volumes for pork, Larry Pope, the CEO of Smithfield, indicated that further cuts were still to come:

Hog volumes for the rest of the fiscal year. That's going to have the impact starting next fiscal year when there is going to be 13,000 less. But I think we'll pick up some of that in our other operations. But I think 8,000 or 9,000 or 10,000 of those a day will disappear from our operations and that represents about 8% of our, 8% of the hogs will be down. That's for also the fresh pork side.

139. On a March 8, 2010 earnings call, JBS CEO Wesley Mendonça Batista mentioned the company's reduction in hog supply as a driver of profitability, and stated that these efforts were resulting in protein shortages. Mr. Batista stated:

[A] combination of reduction in supply for cattle, for hogs and for chicken and in the other hand the improvement and increase in consumption in the emergent markets we are very optimistic about our business, about the margin that we will see a strong demand and this reduction in supply, so we believe that we will see some shortage in protein going forward.

140. Despite having the economic incentive (increased demand) to increase supply and capture market share, JBS adhered to the Producer Defendants' agreed-upon scheme to limit hog supply.

141. As of March 2010, U.S. pork production was noted to be down 7% so far, with 6% of

the reduction coming from a reduction in slaughter and 1% from lower market weights. The Producer Defendants also were reported to have collectively increased exports 8% by March 2010, which was expected to lead to higher hog prices.

142. The Producer Defendants also acknowledged access to information that allowed them to know that the supply of pork would not be increasing. For example, in a December 2010 earnings call, Larry Pope, the CEO of Smithfield, stated:

We certainly compare ourselves to our competitors as best we can. Given the information we think we have public plus what we think we know privately, how many they kill, what their processing levels are and things like to. This is information you may not quite have. And we have been certainly impressed with how our competitors have been able to achieve margins that we have not been able to achieve because our fresh pork competes very competitively with theirs.

143. As set forth above, Smithfield had access to competitively sensitive information from its competitors through the Agri Stats reports, which allowed it to know confidential supply information from its competitors.

144. Supply level information regarding competitors allowed Defendants to know that supply would not increase in the future, given the lifecycles of the animals. Based on this knowledge, in November of 2010, Hormel CFO Jody Feragen stated on an earnings call that she did not think the industry would see large scale expansion given profitability for the pork producers.

145. In February 2011, Tyson's COO similarly stated:

I think there is still a widely held belief that our Beef and Pork profitability isn't sustainable. I want to again explain why we don't believe that is true. If we look at supply, current cattle and hogs production levels can't change much in 2011 because of the limits of the animals' lifecycles.

146. In the face of ever-increasing margins, when asked whether the type of profits would continue, in a March 2011 earnings call, Larry Pope and Robert (Bo) Manly of Smithfield confirmed to their competitors that it would not increase capacity, even in the face of the increased profitability:

LARRY POPE: We closed last night at nearly \$64 for hogs. Yet we are projecting over the next 90 days we will be up another 20% from that. I mean those are big numbers to get the meat prices in the retail and food service case to cover that. . . .

HEATHER JONES [industry analyst]: So you are just striking a note of caution because you know it can't stay this way indefinitely; but it's not that you foresee this reversion to that norm over the near term?

BO MANLY: I don't see it on the horizon, on the foreseeable horizon. We are still going to have—should have good margins, but I can't believe —

LARRY POPE: Heather, we are sitting here today, we are halfway—closing in on halfway through our fourth quarter, and we have had very good margins through February and March, through today. We have got double-digit margins today.

BO MANLY: It will correct itself over the long run, because this type of return on investment would attract capital, would attract expansion, and we kill more pigs and drive the margins lower. . . .

HEATHER JONES [industry analyst]: All right, okay. Thank you.

LARRY POPE: You get two-year visibility on that, though. You get to know when somebody is building a plant because they have got to file for a permit and they have actually got to build the thing. . . . And by the way, we are not going to build a new plant to expand capacity.

147. In March 2012, Smithfield's VP of Finance and Chief Accounting Officer stated, at an analyst conference widely-attended by his competitors, that no one in the industry would be "real excited about adding capacity:"

Nonetheless, you see some pretty significant fluctuations. Just two weeks ago, I think we had -- there were rumors the Chinese buying corn, and boom, all of a sudden the corn market is up \$0.20, \$0.30. So there is some volatility there. And what I would tell you is that keeps a lid on pork production. The pork guys in the United States have not forgotten 24 or 36 months ago when there were significant losses in the industry. There is no one going to be real excited about adding capacity, adding sows at a time when we've got such volatility.

148. By May 2012, industry observers were noting that the reductions in slaughter capacity

meant the Producer Defendants may not have enough capacity to slaughter expected hog levels by the fall. In fact, Steve Meyer of Paragon Economics (an industry publication later sold to Agri Stats affiliate Express Markets, Inc.) noted that slaughter capacity would not keep up with hog capacity through late 2013 given that the Producer Defendants were holding their slaughter levels constant.

149. On May 15, 2013, JBS' CEO Wesley Mendonça Batista continued to demonstrate Defendant JBS' ability to constrain the pork market. During a quarterly earnings call, he stated that “[i]n pork, given some restrictions in supply we have been able to pass price through the system and we are seeing good margins in our pork business. . . . So this is a clear sign that we have been able to pass price increase in chicken and pork and not in the same extent in beef.”

150. In December 2013, Robert Manly of Smithfield emphasized on an earnings call that coordinated industry action was necessary to “balance supply and demand:”

So I think you really need to look at the overall industry balance of supply and demand to be able to determine, and the industry move prices up and collectively as a group. We've got limited ability to do it ourselves if the rest of the industry doesn't follow, but the consumer tends to be willing to pay proportionately higher values for their pork meat when small increments of supply are withdrawn from the marketplace.

151. Defendants' conspiracy was yielding substantial profits by 2014. In October 2014, *Pork Powerhouses* reported that “Hogs made history this summer. Pork producer profits were, quite simply, enormous—averaging \$82 profit for each hog marketed in the third quarter.” The report also noted that “Joe Szaloky, vice president of business development and planning for Smithfield, is confident about profit during the next year, but ‘concerned 2016 could be “problematic” if the industry expands too fast.’” In early 2015, *Pig International* noted the continuing problem of available daily slaughter capacity limiting the ability to significantly expand pork production.

152. In February 2017, Seaboard and Triumph Foods announced plans to expand their

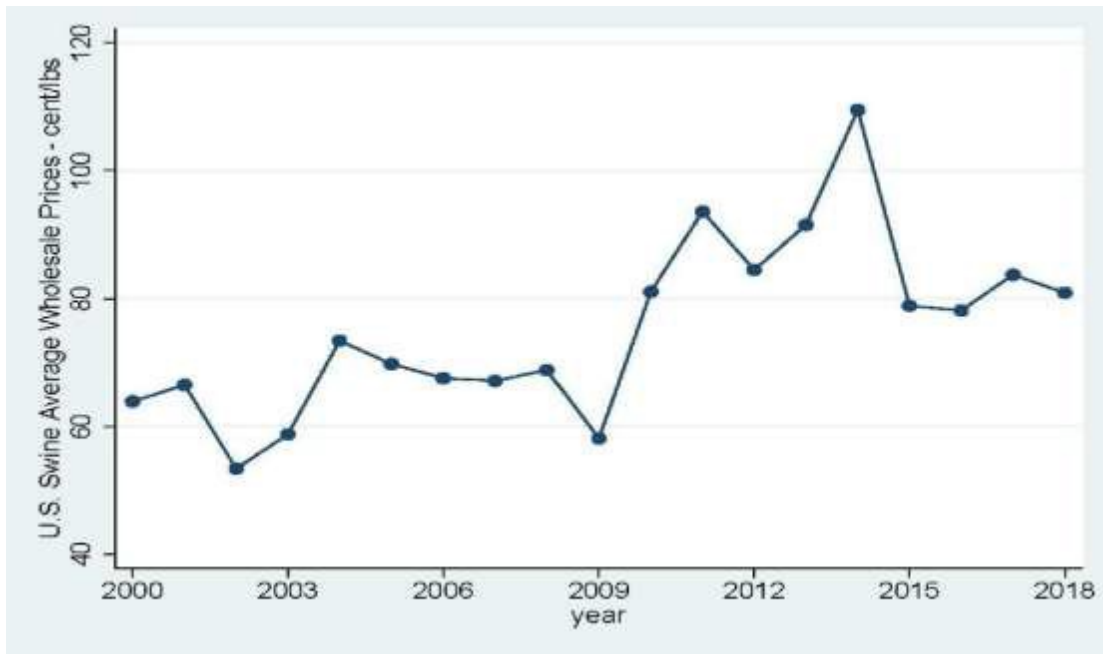
joint pork processing facility in Sioux City, Iowa, operated by their 50/50 joint venture Seaboard Triumph Foods, LLC, to include a second shift. In announcing the potential second shift, Mark Porter, Seaboard Triumph Foods Chief Operating Officer, stated: “The timing of the expansion for a second shift is a result of growing demand for the Seaboard Foods line of quality pork products as well as ongoing growth in the industry.” However, in furtherance of the conspiracy, Triumph/Seaboard postponed the addition of a second shift.

VI. ABNORMAL PRICING AND THE EFFECT ON PLAINTIFF IN THE FORM OF HIGHER PRICES

153. Early in the Conspiracy Period, the pork industry showed abnormal price movements, *i.e.*, increases in prices for the average hog whole price unexplained by increases in costs. All of these pricing measurements show a significant break between pricing prior to and after the Conspiracy Period, supporting the plausibility of a conspiracy to increase prices of pork. Average wholesale hog prices started to increase in an unprecedented way beginning in 2009, leading to increased earnings among the Producer Defendants and damaging Plaintiff in the form of higher prices for pork than should have prevailed in a competitive market.

154. According to aggregate prices published by the USDA, prices for pork products were less than \$1.40/lb. from 2000 to 2009, the hog market year average price was at times substantially less. Thereafter, prices increased dramatically, rising to more than \$1.80/lb. in 2014, and never dropping or below \$1.40/lb. again. Figure 3 below shows the unprecedented increase in wholesale hog prices beginning in 2009, which stayed elevated through 2018:

Figure 3: Average Hog Wholesale Prices in Cents per lb., 2000-2018



VII. OVERCHARGES FROM THE CARTEL REFLECTED IN HIGHER PORK PRICES PLAINTIFF PAID

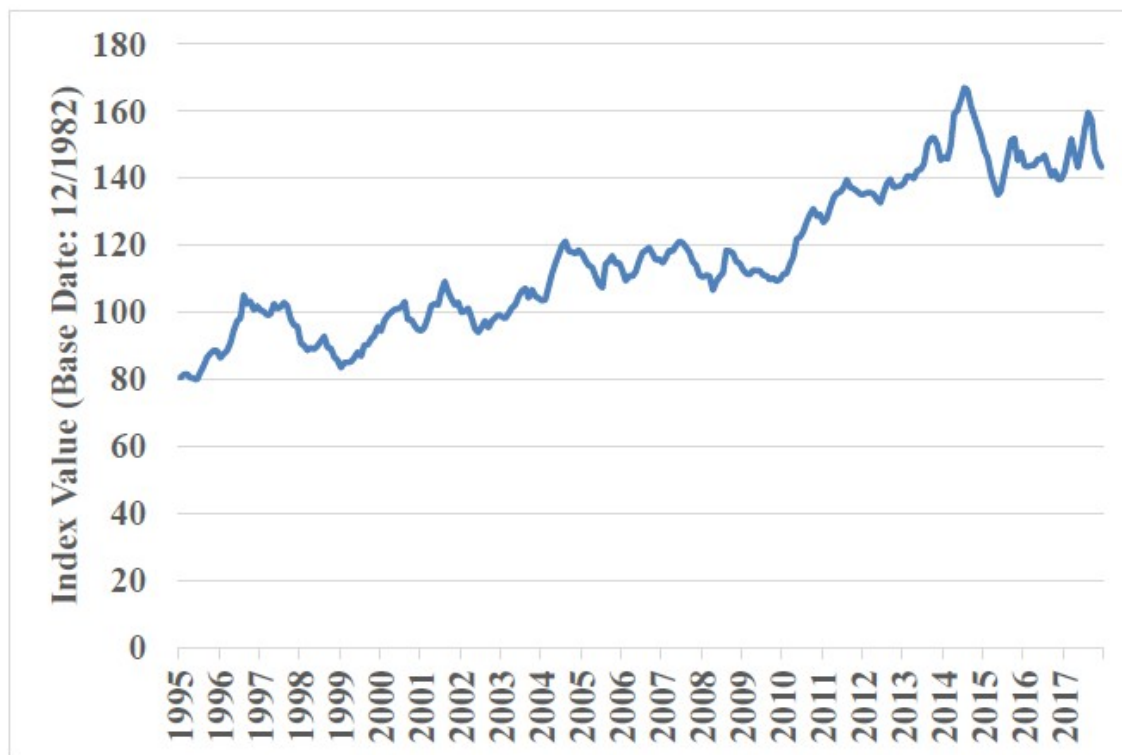
155. Pork is a commodity product; pork sold by competitors has no meaningful difference and is thus interchangeable. As such price is driven by the economic fundamentals of supply and demand. In the words of Tyson’s COO during a 2010 earnings call, “As you know decreased supply should be favorable to pricing.”

156. By reducing, stabilizing and maintaining the supply of pork even in the face of increasing demand, Defendants’ common goal was to increase the price of pork and their margins. In 2012 the CEO of Tyson reported that these efforts were successful, stating: “Well, what we’ve seen happen, and it’s about evolving over time, is beef prices have inflated from a reduced supply, increased global demand, same with pork prices inflating from reduced supply and global demand, putting less domestic product on the market.”

157. The volume of U.S. commerce in the pork industry is enormous. Total pork sales in the United States exceeded \$20 billion for much of the Conspiracy Period. Each of the Producer Defendant’s annual sales of pork products are also very large. For example, in 2016

Smithfield reported \$3.7 billion of fresh pork sales, and an additional \$5 billion in packaged pork product sales. That same year, Tyson reported \$4.9 billion in pork sales. With such enormous revenues, the ability to stabilize or increase the margin even in small amounts has an enormous impact on profits, resulting in substantial damages to Plaintiff.

158. The Bureau of Labor Statistics (“BLS”) maintains a series of Producer Price Indexes (“PPI”) which measure the changes in wholesale prices for pork products paid by Plaintiff. The PPI for Pork (Processed or Cured – Not Canned/Made into Sausage) shows a marked increase beginning in 2009 and continuing through 2017:



VIII. DOJ'S CRIMINAL ANTITRUST PROSECUTION IN BROILER CHICKENS SUPPORTS AN INFERENCE OF THE EXISTENCE OF A SIMILAR CONSPIRACY IN PORK

159. The U.S. Department of Justice Antitrust Division (DOJ) has an ongoing criminal antitrust prosecution into anticompetitive conduct in the Broiler Chickens industry. The DOJ has indicted numerous current and former poultry industry executives, including from Pilgrim's

Pride, which is majority owned by JBS USA Food Company Holdings, the parent of Defendant JBS USA.

160. On February 23, 2021, Pilgrim's Pride pleaded guilty to charges brought by the DOJ for “participating in a conspiracy to suppress and eliminate competition by rigging bids and fixing prices and other price-related terms for broiler chicken products sold in the United States, in violation of the Sherman Antitrust Act, 15 U.S.C. § 1” from "at least as early as 2012 and continuing through at least early 2017, and agreed to pay approximately \$107 million in a criminal fine.

161. Defendant Tyson, after being served with a grand jury subpoena in April 2019 in DOJ's Broilers investigation, applied for leniency from prosecution under the DOJ's Corporate Leniency Program, pursuant to which Tyson must, in order to avoid criminal prosecution and fines, admit to having participated in activity constituting a criminal antitrust violation and fully cooperate with the DOJ.

162. The guilty plea by Pilgrim's Pride (owned by Defendant JBS USA's parent) and Tyson's grant of leniency in the DOJ's criminal price-fixing investigation in the Broiler Chickens industry serve as “plus factors” supporting the plausibility of the pork industry conspiracy alleged herein, particularly given the similar structural characteristics shared by the broiler and pork industries.

163. In addition, upon information and belief, the same antitrust policies and practices that resulted in antitrust violations by Pilgrim's Pride and Tyson with respect to Broiler Chickens governed JBS USA's and Tyson's conduct with respect to pork and the conduct alleged herein.

164. Pilgrim's and Tyson's antitrust violations concerning Broilers were concealed and only established by the DOJ's criminal investigation, just like the alleged conduct here has been concealed by Defendants, as discussed below.

IX. TOLLING OF THE STATUTE OF LIMITATIONS

A. *American Pipe* Tolling

165. Plaintiff, having purchased pork directly from one or more Defendants or Co-Conspirators, is a member of the putative direct-purchaser class first alleged Maplevale Farms in *In re: Pork Antitrust Litigation*, Case No. 0:18-cv-01776 (D. Minn.) filed in the U.S. District Court for the District of Minnesota on June 29, 2018. Plaintiff had neither actual nor constructive knowledge of the facts constituting its claims for relief, and Plaintiff did not discover, and could not have discovered through the exercise of reasonable diligence, the existence of the conspiracy alleged herein before its claims were tolled by the filing of the Maplevale complaint on June 29, 2018.

166. By virtue of the filing of the *Maplevale* complaint, Plaintiff's claims were tolled beginning at least as early as June 29, 2018, under *American Pipe & Construction Co. v. Utah*, 414 U.S. 538 (1974), and related authorities, and remain tolled during the pendency of the direct purchaser class action asserted against Defendants.

B. Fraudulent Concealment

167. Plaintiff had neither actual nor constructive knowledge of the facts constituting its claim for relief. Plaintiff did not discover, and could not have discovered through the exercise of reasonable diligence, the existence of the conspiracy alleged herein before its claims were tolled until at least 2018 or later. Each of the Defendants engaged in a secret conspiracy that did not reveal facts that put Plaintiff on inquiry notice that there was a conspiracy to engage in anticompetitive conduct or otherwise harm Plaintiff.

168. An investigative article published in February 2017 by Bloomberg Businessweek suggested the conspiracy that began among Broiler producers and Agri Stats was being replicated in

the pork industry.⁴ The article reported that Agri Stats:

has . . . been branching out into the hog business, which has, over the past 30 years, started to look more and more like the chicken industry, with hogs being raised under contract for vertically integrated companies such as Smithfield Foods. It appears that demand for the service is strong. At a hog industry trade show in 2011, an Agri Stats employee pitched the company's services. His slideshow indicated that 27 companies had already signed up.⁵

The article did not state that pork producers were engaged in a horizontal conspiracy, but it did suggest for the first time in a widely circulated publication, that the pork industry may have been using Agri Stats as a vehicle for collusion similar to the Broiler industry. Indeed, this was the first time the pork industry's use of Agri Stats was even widely known or reported.

169. Then, the December 8, 2017 filing of a direct purchaser complaint against Agri Stats in *Affiliated Foods, Inc. v. Claxton Poultry Farms, Inc.*, No: 1:17-cv-08850 (N.D. Ill.), and subsequent Complaints in *In re Broilers*, presented in further detail the confidential services that Agri Stats provides to its clients in the Broiler industry.

170. The Bloomberg Businessweek article disclosing the pork industry's use of Agri Stats, the *Affiliated Foods* Complaint, and subsequent public filings in *Broilers*, collectively disclosed the likelihood that the pork industry was using Agri Stats to share confidential industry information that could facilitate an anticompetitive conspiracy.

171. Until that time, the combination and conspiracy alleged herein was fraudulently concealed by Defendants by various means and methods, including but not limited to planning and conducting private meetings during which anticompetitive conduct was shielded from public view; communications between Defendants by the use of the telephone to prevent the existence of

⁴ See Christopher Leonard, *Is the Chicken Industry Rigged?*, Bloomberg Businessweek (Feb. 15, 2017), available at <https://www.bloomberg.com/news/features/2017-02-15/is-the-chicken-industry-rigged>.

⁵ *Id.*

written records; limiting any explicit reference to competitor pricing or supply restraint communications on documents; communicating competitively sensitive data to one another through Agri Stats' "proprietary, privileged, and confidential "system that kept both the content and participants in the system secret; making misleading statements to investors and the public designed to conceal their wrongful conduct, including about the nature of the information shared with and among competitors through Agri Stats; and concealing the existence and nature of their competitor supply restraint and price discussions from non-conspirators (including customers).

172. Agri Stats is a secretive company, and repeatedly made affirmative statements about the public's lack of access to and information about its services. For example, in 2009, the President of Agri Stats, Blair Snyder, explained:

*Agri Stats has always been kind of a quiet company. There's not a whole lot of people that know a lot about us obviously due to confidentiality that we try to protect. We don't advertise. We don't talk about what we do. It's always kind of just in the background, and really our specialty is working directly with companies about their opportunities and so forth.*⁶

173. But Agri Stats did not just conceal the conspiracy alleged herein by being a "quiet company" that did not advertise or "talk about what we do" in public, it also engaged in numerous affirmative acts to conceal the alleged conspiracy during the Relevant Period. Specifically, Agri Stats made repeated false or misleading statements about the true nature of the information that it provided to the pork integrator Defendants, all of which served to exclude suspicion and prevent discovery of Defendants' illegal scheme.

174. For example, in the same 2009 presentation discussed above about the "quiet" and secretive nature of Agri Stats, Mr. Snyder also emphasized that he was not at liberty to discuss "bottom line numbers" (a company's net earnings), and declined to display those numbers publicly,

⁶ Sanderson Farms Investor Day (Oct. 2009) (emphasis added).

stating: "I'm not going to display the actual bottom line to the group here just because of the confidentiality nature of the information."⁷ However, while affirmatively asserting that it was unable to share this information publicly due to "confidentiality" concerns, Agri Stats was at the same time providing producers with the "bottom line numbers" of their competitors on a regular basis via the reports discussed above. These statements thus acted to conceal the true detail and nature of the Agri Stats reports from Plaintiff and the public in general.

175. Similarly, Agri Stats repeatedly asserted in public that its reports did not disclose or identify any individual participant's data to any other participant and that each producer's data were kept confidential: "The fact that we collect a tremendous amount of data, and you'll see that throughout the presentation as we talk. I've got some demo examples of what we do. Obviously, ***no individual companies are identified or talked about***"; "We'll talk about comparison of data in a little bit, but *the main thing is that we want to preserve the confidentiality of individual companies*, so you'll hear that word a lot throughout the presentation. *I apologize but that's what we're all about*"; and "The confidentiality, *only your company is underlined; you don't know who anybody else is*."⁸ Contrary to these statements, however, the participants, including the Defendants, were able to identify individual firm information in the Agri Stats reports.

176. Defendants' affirmative acts of concealment also included pretextual explanations for the industry's stability and improved profitability. For example in June 2012, Larry Pope, Smithfield CEO, attributed his expectation for improved profitability to other reasons such as "good programs with our retailers" and "lower grain costs":

KEN ZASLOW: What evidence do you have to actually give you some confidence that fresh pork margins will improve sequentially throughout the year?

⁷ *Id.*

⁸ *Id.* (emphasis added).

LARRY POPE: Strong exports, \$71 hog today, good programs with our retailers, and lower grain cost in the future and a futures market that says the hog market's going to be fine. I guess beyond that, you've got chicken and beef that are going to be down significantly.

BO MANLY: And I think there is also some optimism that the US consumer may have some greater disposable income from less gasoline prices and improvement in the economy.⁹

177. By virtue of the fraudulent concealment of their wrongful conduct by each of the Defendants, the running of any statute of limitations has been (and continues to be) tolled and suspended with respect to Plaintiff's claims and causes of action resulting from the Defendants' unlawful conspiracy alleged in this Complaint under the injury discovery rule, fraudulent concealment doctrine, and/or doctrine of equitable estoppel.

X. ANTITRUST INJURY

178. Defendants' anticompetitive conduct had the following effects, among others:

- A. Price competition has been restrained or eliminated with respect to pork;
- B. The prices of pork have been fixed, raised, stabilized, or maintained at artificially inflated levels; and,
- C. Plaintiff paid artificially inflated pork prices as a result of each of the Defendants' conduct.

179. The purpose of the conspiratorial conduct of the Defendants and their co-conspirators was to raise, fix, or maintain the price of pork. As a direct and foreseeable result, Plaintiff paid supra-competitive prices for pork during the Conspiracy Period.

180. By reason of the alleged violations of the antitrust laws, Plaintiff sustained injury to its businesses or property, having paid higher prices for pork than it would have paid in the

⁹ Q4 2012 Smithfield Foods Earnings Conference Call (June 14, 2012). Further, Defendants' conspiracy and anticompetitive conduct, as alleged above, including their use of Agri Stats' reports and data, continued into and throughout the Relevant Period.

absence of each of the Defendants' illegal contract, combination, or conspiracy and as a result have suffered damages.

181. This is an antitrust injury of the type that the antitrust laws were meant to punish and prevent.

XI. VIOLATION OF SECTION 1 OF THE SHERMAN ACT

182. Plaintiff incorporates by reference the allegations in the preceding paragraphs.

183. Each of the Defendants and all of their Co-Conspirators entered into and engaged in a combination or conspiracy in unreasonable restraint of trade in violation of Section 1 of the Sherman Act, 15 U.S.C. § 1.

184. Defendants' acts in furtherance of their combination or conspiracy were authorized, ordered, or done by their officers, agents, employees, or representatives while actively engaged in the management of Defendants' affairs.

185. At least as early as 2008, and continuing until 2018 if not later (and with effects thereafter), the exact dates being unknown to Plaintiff, each of the Defendants and all of their Co-Conspirators entered into a continuing agreement, understanding and conspiracy in restraint of trade to fix, raise, stabilize, and maintain prices for pork, thereby creating anticompetitive effects.

186. Defendants' anticompetitive acts had a direct, substantial, and foreseeable effect on interstate commerce by raising and fixing prices for pork throughout the United States.

187. The conspiratorial acts and combinations have caused unreasonable restraints in the market for pork.

188. As a result of each of the Defendants' unlawful conduct, Plaintiff has been harmed by being forced to pay inflated, supracompetitive prices for pork.

189. In formulating and carrying out the alleged agreement, understanding and conspiracy, each of the Defendants and all of their Co-Conspirators did those things that they

combined and conspired to do, including but not limited to the acts, practices, and course of conduct set forth in this Complaint. Defendants' conspiracy had the following effects, among others:

- A. Price competition in the market for pork has been restrained, suppressed, and/or eliminated in the United States;
- B. Prices for pork sold by Defendants, their divisions, subsidiaries, and affiliates, and all of their Co-Conspirators have been fixed, raised, stabilized, and maintained at artificially high, non-competitive levels throughout the United States; and
- C. Plaintiff directly purchased pork from Defendants, their divisions, subsidiaries, and affiliates, and all of their Co-Conspirators, has been deprived of the benefits of free and open competition in the purchase of pork.

190. Each of the Defendants took all of the actions alleged in this Complaint with the knowledge and intended effect that their actions would proximately cause the price of pork to be higher than it would be but for Defendants' conduct.

191. As a direct and proximate result of each of the Defendants' anticompetitive conduct, Plaintiff has been injured in its businesses or property by paying more for pork than they would have paid in the absence of the conspiracy.

192. The alleged contract, combination, or conspiracy is a *per se* violation of the federal antitrust laws.

XII. REQUEST FOR RELIEF

WHEREFORE, Plaintiff demands judgment against each and all Defendants as follows:

193. The unlawful conduct, conspiracy or combination alleged herein be adjudged and decreed a *per se* violation of Section 1 of the Sherman Act;

194. Plaintiff recovers damages, to the maximum extent allowed under federal antitrust laws, and that a joint and several judgment in favor of Plaintiff be entered against each and all of the Defendants in an amount to be trebled under U.S. antitrust laws;

195. Plaintiff be awarded pre- and post- judgment interest as provided by law, and that such interest be awarded at the highest legal rate from and after the date of service of this Complaint;

196. Plaintiff recovers its costs of suit, including reasonable attorneys' fees, as provided by law; and

197. Plaintiff has such other and further relief as the case may require and the Court may deem just and proper.

XIII. JURY TRIAL DEMANDED

198. Plaintiff demands a trial by jury, pursuant to Rule 38(b) of the Federal Rules of Civil Procedure, of all issues so triable.

June 2, 2022

Respectfully submitted,

s/ Travis C. Wheeler

David C. Eddy

Dennis J. Lynch

Travis C. Wheeler, NC Bar No. 33285

NEXSEN PRUET LLC

1230 Main Street, Suite 700

Columbia, SC 29201

Telephone: (803) 771-8900

Facsimile: (803) 253-8277

deddy@nexsenpruet.com

dlynch@nexsenpruet.com

twheeler@nexsenpruet.com

Attorneys for Plaintiff Compass Group USA, Inc.